AMG CRITICAL MATERIALS: IT'S IN THE NAME

Investor Presentation | November/December 2026

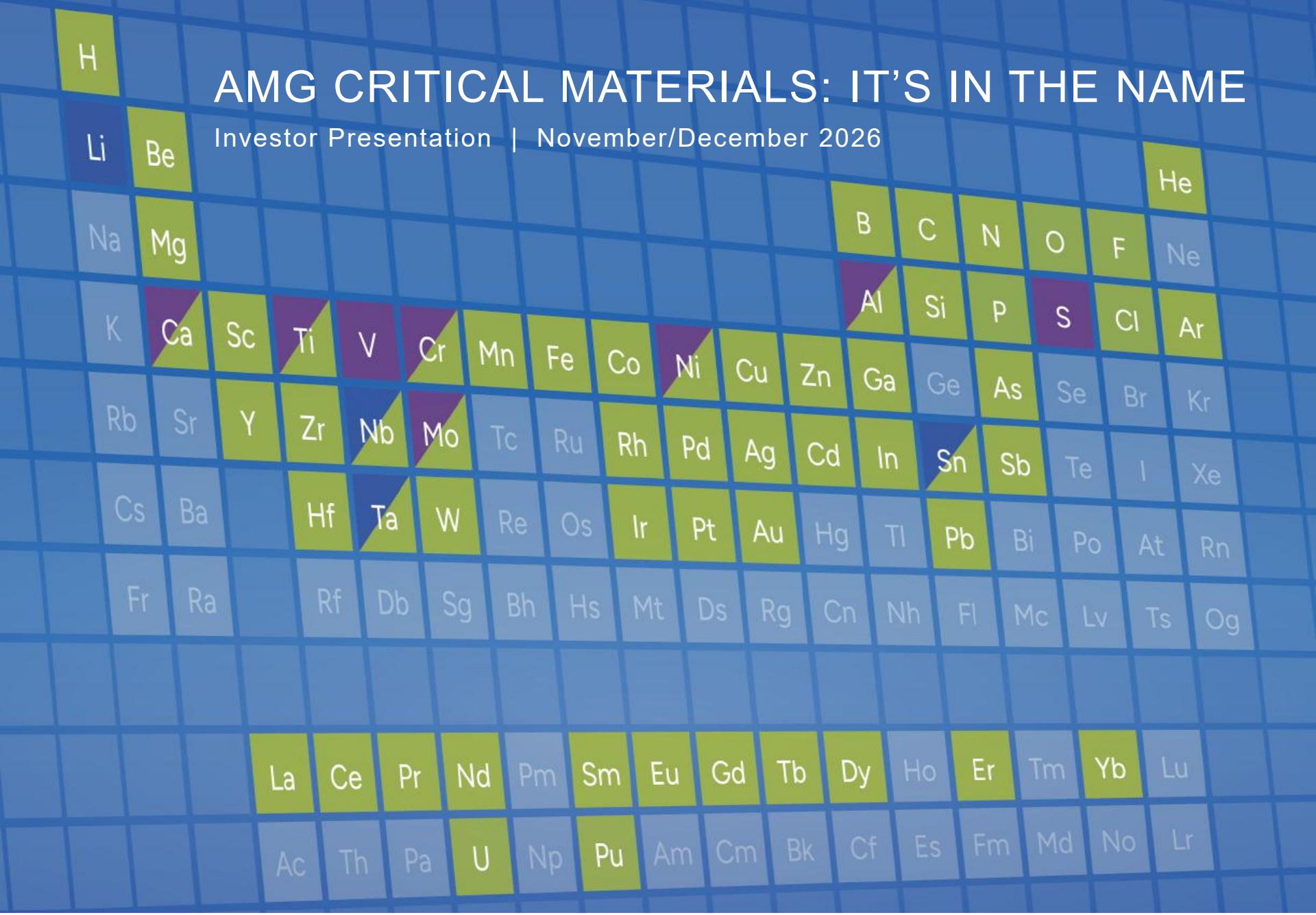

AMG Critical Materials in the Periodic Table of Elements

TABLE OF CONTENTS

1. Executive Summary 3
2. Businesses 13
3. Financials and Outlook 24



INVESTMENT CASE HIGHLIGHTS

1. Unique Portfolio of Conflict Free Critical Materials and Technologies
2. 10 Critical Materials for the Energy Transition and Aerospace in the EU and the US
3. Strategic Focus on Substitution of Imports and Recycling
4. Backward Integration into Refining Technology for Critical Metals incl. Rare Earths
5. Established High Quality Platform Offers Significant Room for Expansion

CRITICAL MATERIALS AND TECHNOLOGY FOR ENERGY TRANSITION

WHAT AMG DOES

- Independently sources, upgrades and purifies critical, conflict free materials for energy transition and CO_2 reduction
- Produces market leading vacuum furnaces for specialized alloying applications incl. aerospace engines, nuclear fuel rejuvenation

AMG CORE PRINCIPLES

- Leading producer in all our markets
- Low-cost producer in all our markets
- Innovation driven
- Intensive risk management system and control structure

GLOBAL TRENDS DRIVING CRITICAL MATERIALS DEMAND

GLOBAL TRENDS

Need to contain CO_2 emissions; improve supply security and preserve technological supremacy

DEMAND

Science-based, conflict free and geopolitically autarchic materials and solutions for energy transformation

SUPPLY

Critical materials supply is dominated by China and Russia; AMG is focused on import substitution

FY 2025 REVENUE OF ~$1.7 BILLION

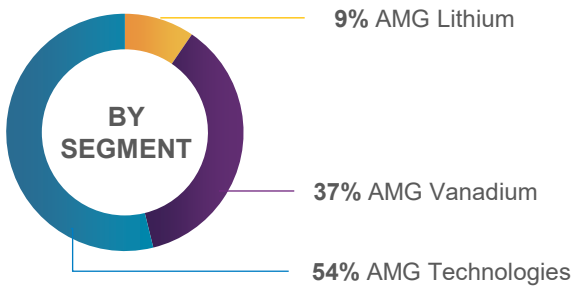

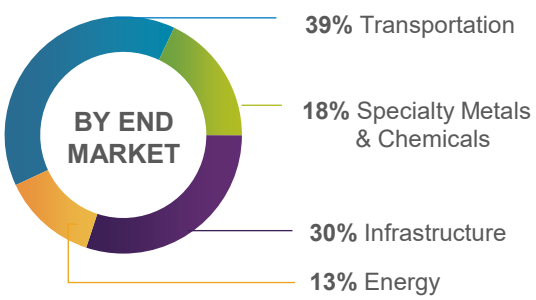

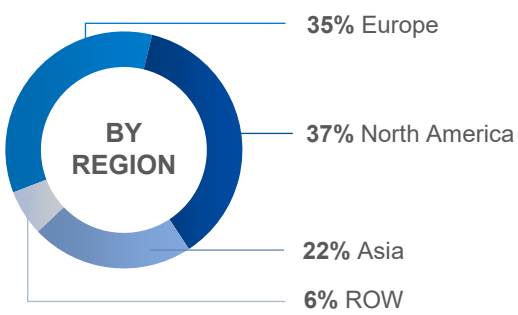

Market leading producer of specialty metals and vacuum furnace systems

UNIQUE PORTFOLIO OF CONFLICT FREE CRITICAL MATERIALS

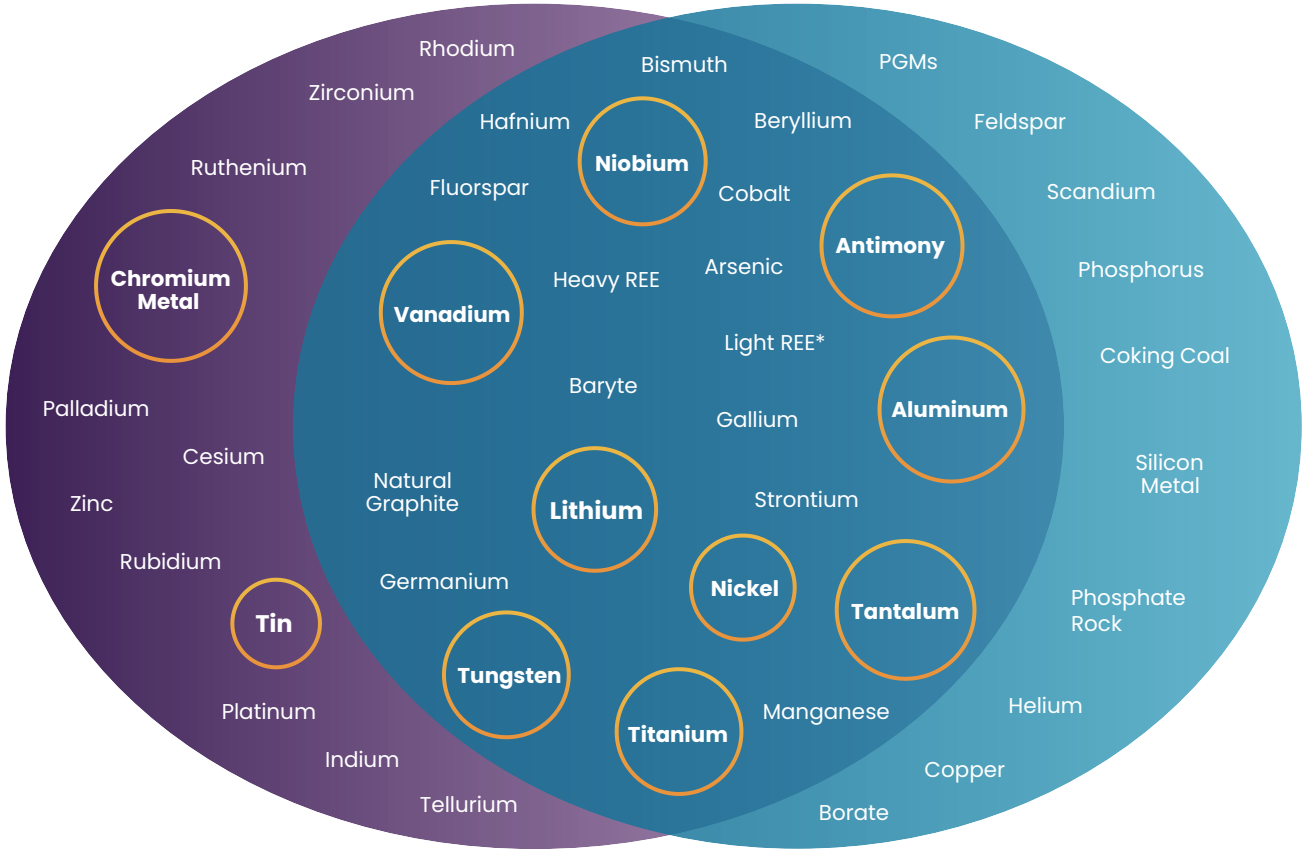

- AMG has a unique critical materials portfolio comprised of 9 EU critical materials and 11 US critical materials
- The EU identifies 34 total critical raw materials, the US 50*

Sources: The European Commission's "Study on the Critical Raw Materials for the EU 2023," published March 2023; and the U.S. list of Critical Materials per the February 2022 notice by the Secretary of the Interior, acting through the Director of the U.S. Geological Survey
*US list includes the rare earth elements except for Promethium

TECHNOLOGY BREADTH OFFERS ROOM FOR EXPANSION

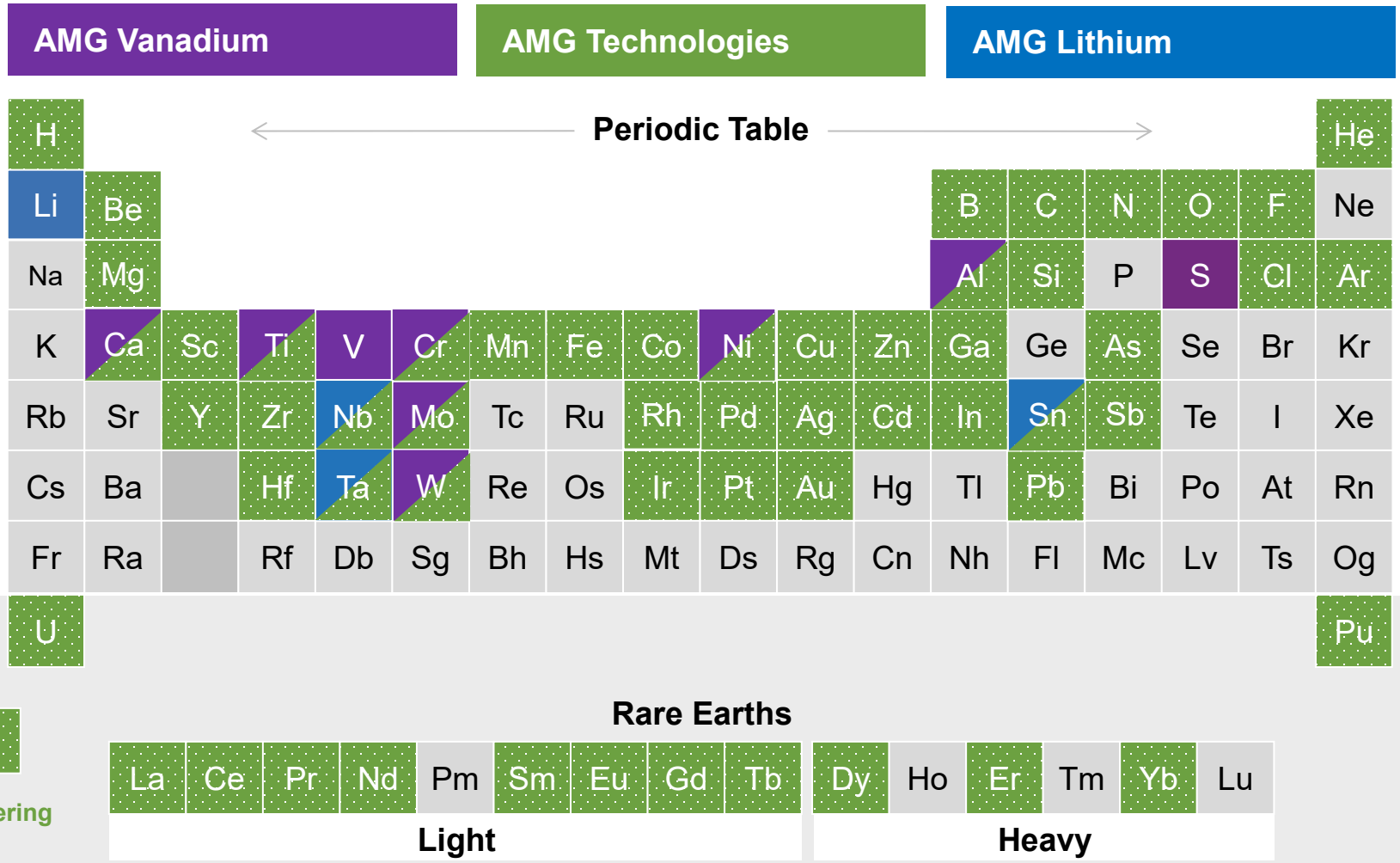

THE TECHNOLOGY OF ENERGY TRANSITION



Thermal Barrier Coater for turbine blades



Sintering Oven for nuclear rods rejuvenation

- AMG Engineering is a global leader in vacuum metallurgy incl. thermal barrier coaters for jet engine blades and nuclear rods rejuvenation ovens
- AMG Engineering offers individual vacuum melting and refining solutions for the purification of critical metals such as titanium, superalloys and rare earth metals enhancing AMG‘s critical materials strategy

ADVANCED PIPELINE OF INVESTMENT OPPORTUNITIES

AMG Vanadium

- Vanadium recycling value chain via spent catalysts in Saudi Arabia (ACMC)*
- Chrome value chain in the US
- High-purity molybdenum from recycled catalysts*
- Vanadium oxide in the US

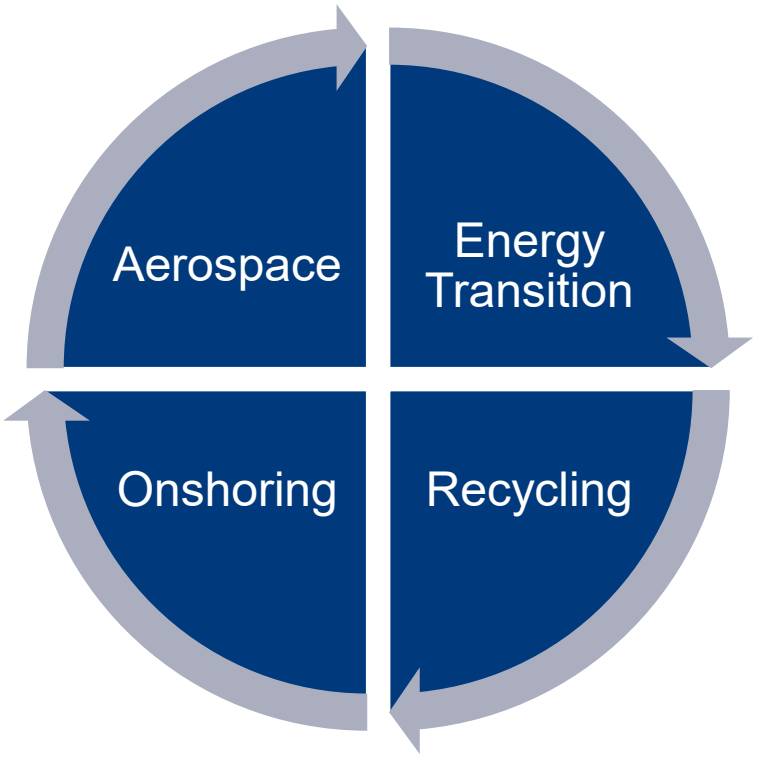

AMG Lithium

- Building low-grade lithium carbonate and recycled black mass feedstock processing for lithium cluster in Bitterfeld*
- Technical lithium hydroxide plants in Brazil and/or Portugal
- Battery-grade lithium hydroxide (expansion)
- Developing lithium sulfide and solid state electrolyte

AMG is actively evaluating all available financing options including state-backed loans and grants as well as prepayments, while preserving its balance sheet.

* approved

IMPROVED RESILIENCY AND SIGNIFICANT UPSIDE POTENTIAL

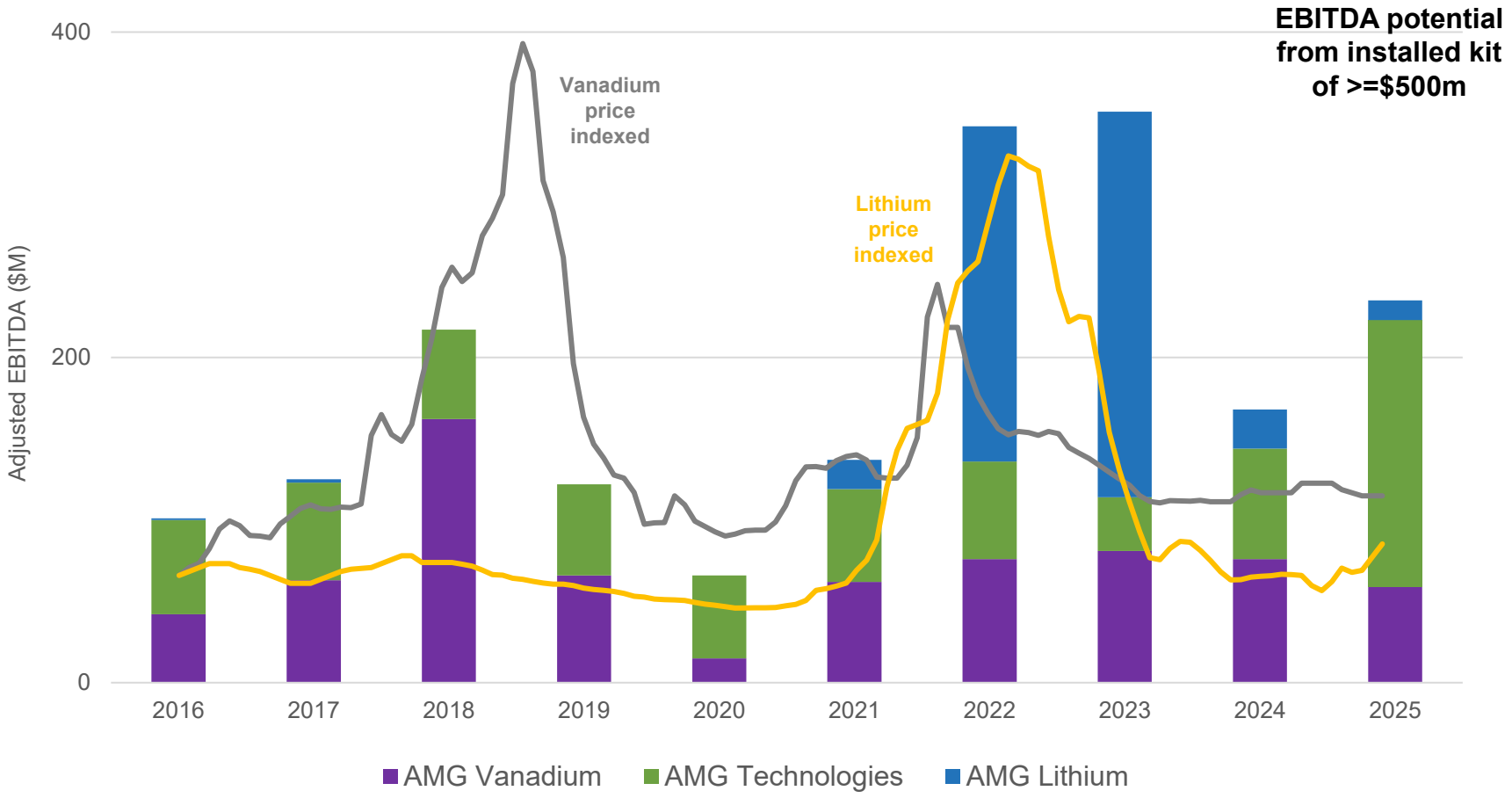

Diversified portfolio offers support – tailwind from Antimony H2 2024 - 2025

RECENT CAPEX CYCLE HAS YET TO DELIVER

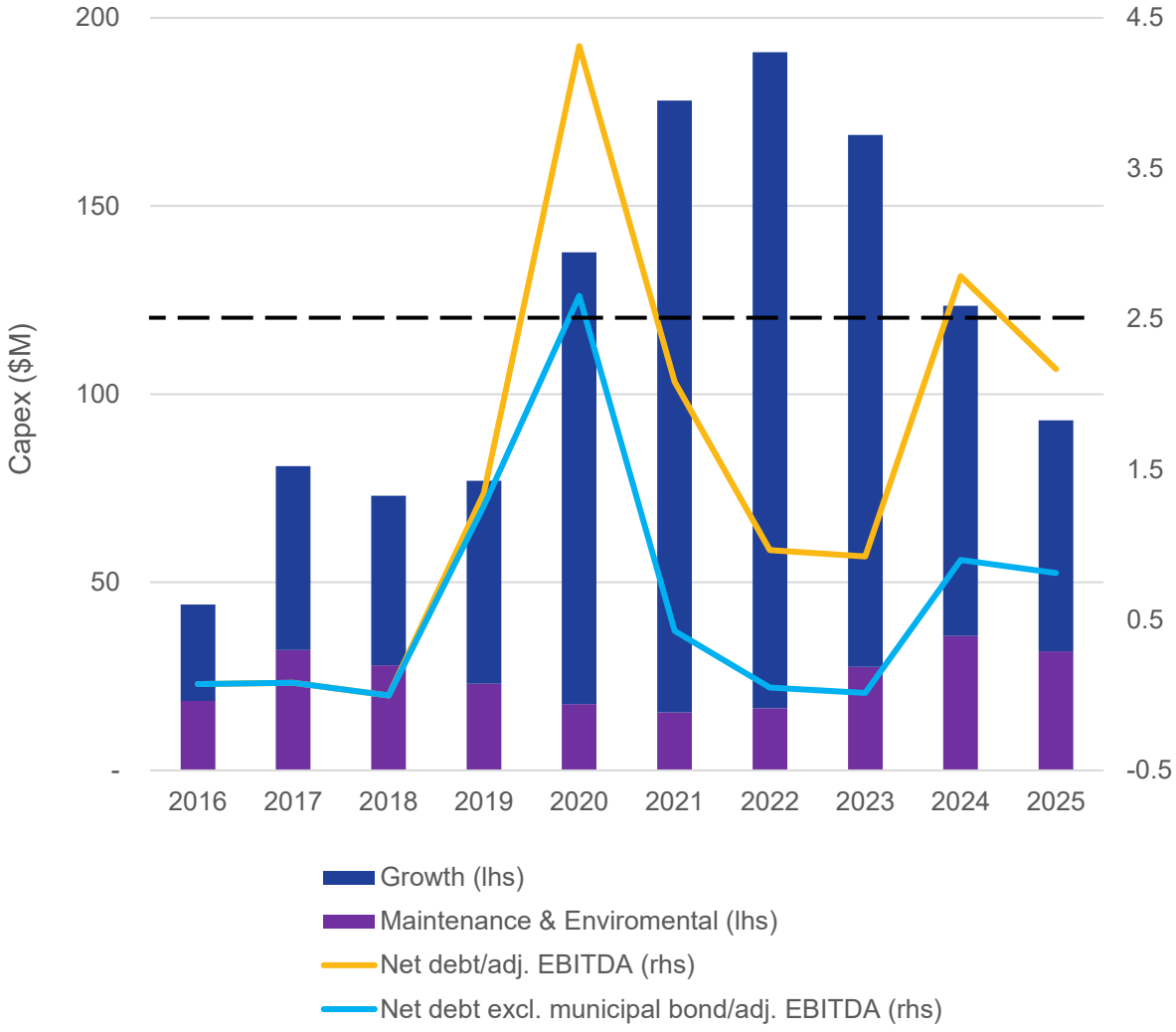

- AMG has invested >$650 million in capital expenditures since 2020 for its lithium and vanadium expansion projects
- AMG enjoys the benefit of a long-dated, unsecured, low-cost, covenant free municipal bond, which only requires $15 million per year of interest to maintain through 2049
- Capex guidance of $70-90m in 2026
- Target max net debt/adj. EBITDA of <2.5x

EXPERIENCED MANAGEMENT TEAM

MANAGEMENT BOARD

Heinz Schimmelbusch
(CEO)

Jackson Dunckel
(CFO)

Mike Connor
(CCDO)

EXECUTIVE VICE PRESIDENTS

Michele Fischer
(Human Resources)

Ludo Mees
(Legal, Compliance & Governance)

Juri Abbatantuono
(Strategic projects & Engineering)

DIVISIONAL LEADERSHIP

Stefan Scherer
(AMG Lithium)

Fabiano Costa
(AMG Lithium)

Tom Centa
(AMG Vanadium)

Joerg Wittich
(AMG Technologies)

AMG BUSINESS SEGMENTS

AMG VANADIUM

Market leader in recycling vanadium from oil refining residues

- Vanadium
- Titanium
- Chrome
- Shell & AMG Recycling B.V.

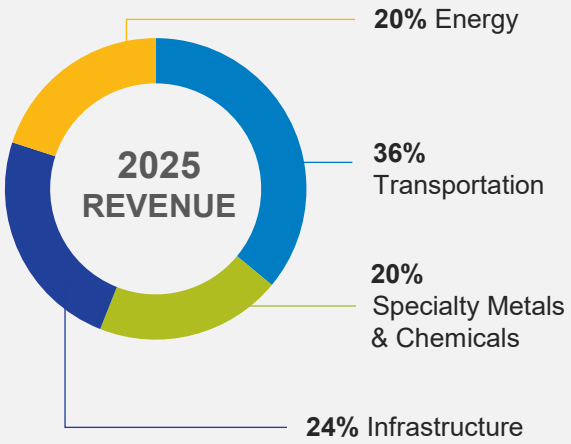

AMG TECHNOLOGIES

Established world market leader in advanced metallurgy & engineering

- Vacuum furnaces
- Heat treatment services
- LIVA batteries
- Antimony

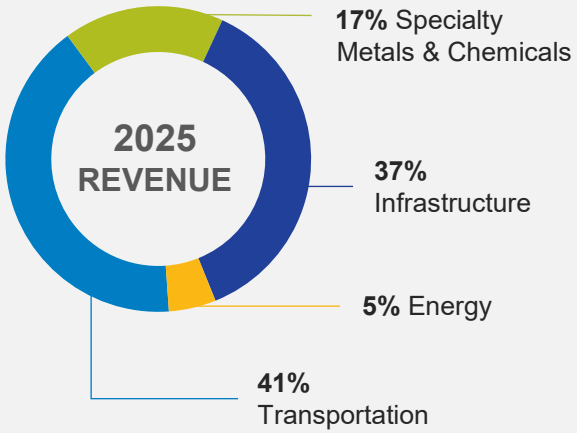

AMG LITHIUM

Value chain spanning the lithium industry, from mining to solid-state lithium batteries

- Brazil (Tantalum & Lithium)
- Lithium GmbH in Germany
- Savannah
- Zinnwald

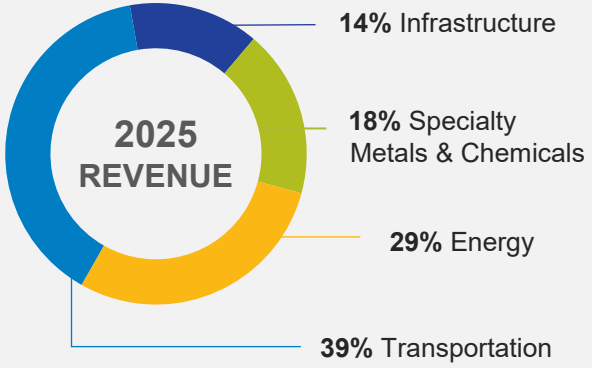

2. BUSINESSES



AMG Titanium plant, Nürnberg, Germany

AMG VANADIUM – CREATING #1 VANADIUM CIRCULAR COMPANY

Overview and Recent Developments

- Spans the company's vanadium, titanium and chrome businesses. All three materials are deemed critical in the USA, vanadium and titanium in the EU as well.
- World's **market leader** in recycling vanadium from oil refining residues and it is a low-cost producer.
- Manages the **sole ferrovanadium production** operation in the United States
- **Expanding into the Middle East** via its Shell & AMG Recycling JV. Start-up of phase one (V_2O_5) targeted for 2H 2028.
- Investing to become **the only chrome metal producer in the USA** from early 2026.

Financial Profile

Segment adj. EBITDA
($M)

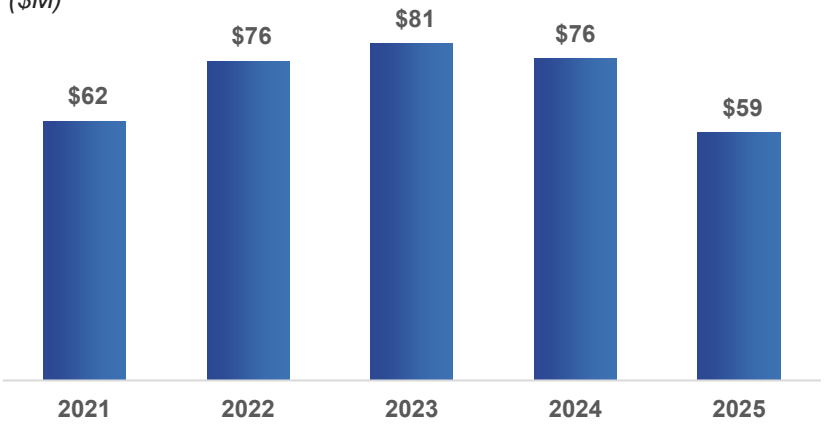

Demand Characteristics and End Markets

- Demand driven by:
  - Global expansion in **vanadium recycling** from refinery residues
  - Global **steel infrastructure** demand
  - Increased demand from **vanadium redox flow batteries**
  - Increased demand for high value **titanium and chrome alloys**

End Market Breakdown

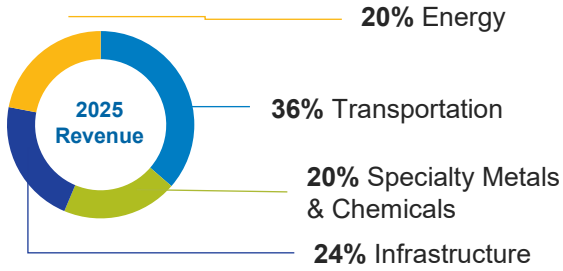

Assets


AMG Vanadium – Zanesville, OH


AMG Titanium – Nürnberg, Germany


AMG Vanadium – Cambridge, OH


AMG Chrome – United Kingdom

END USE MARKETS FOR VANADIUM

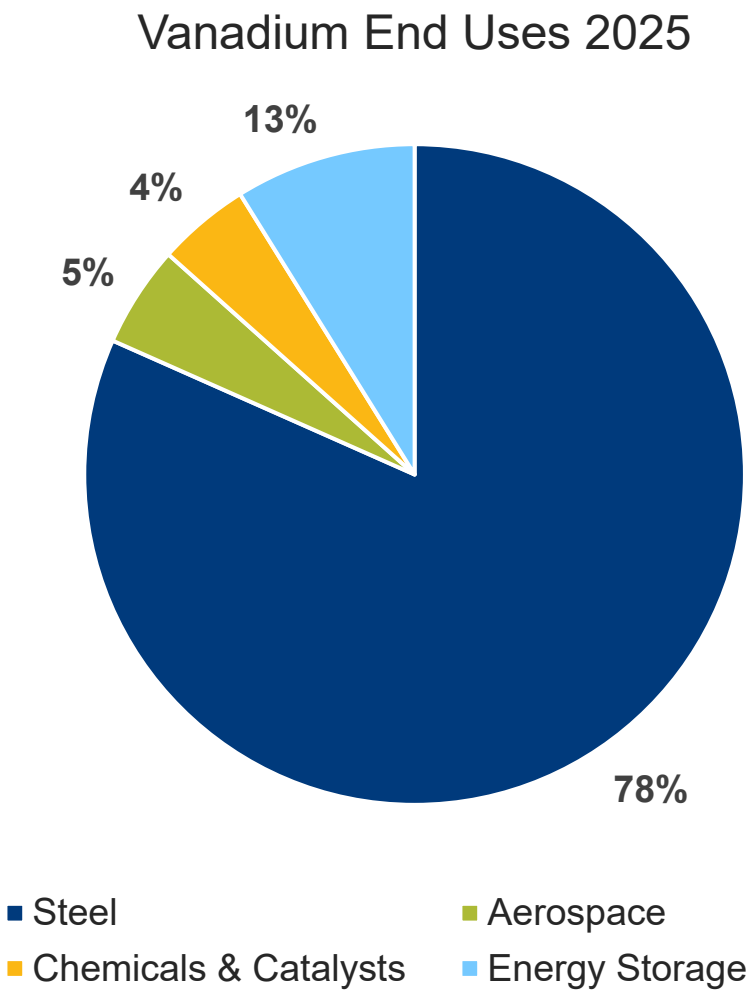

Steel

- In 2024 it is estimated that 82% of vanadium was consumed in steel
- Vanadium has a high strength to weight ratio which increases strength and toughness of steel
- Vanadium containing steel is used in tool steels, construction steel (rebar, beams, HSLA, etc.), and automotive steels and components

Energy Storage

- Vanadium readily forms several stable oxidation states, where it can be indefinitely reused as both the anode and cathode in vanadium flow batteries (called Vanadium Electrolyte, or VEL)
- These batteries are forecast to play a key role in the grid storage sector which is necessary for the transition to renewable energy sources

Aerospace

- Titanium master alloys (V-Al) are used in jet engine components, airframes, and landing gear components as these alloys have a high strength to weight ratio and can withstand sustained high temperatures

Chemical

- Vanadium based compounds are used throughout the chemical industry, particularly in the production of sulfuric acid, maleic anhydride, rubber synthesis, pigments and ceramics

VANADIUM PRODUCTION ROUTES

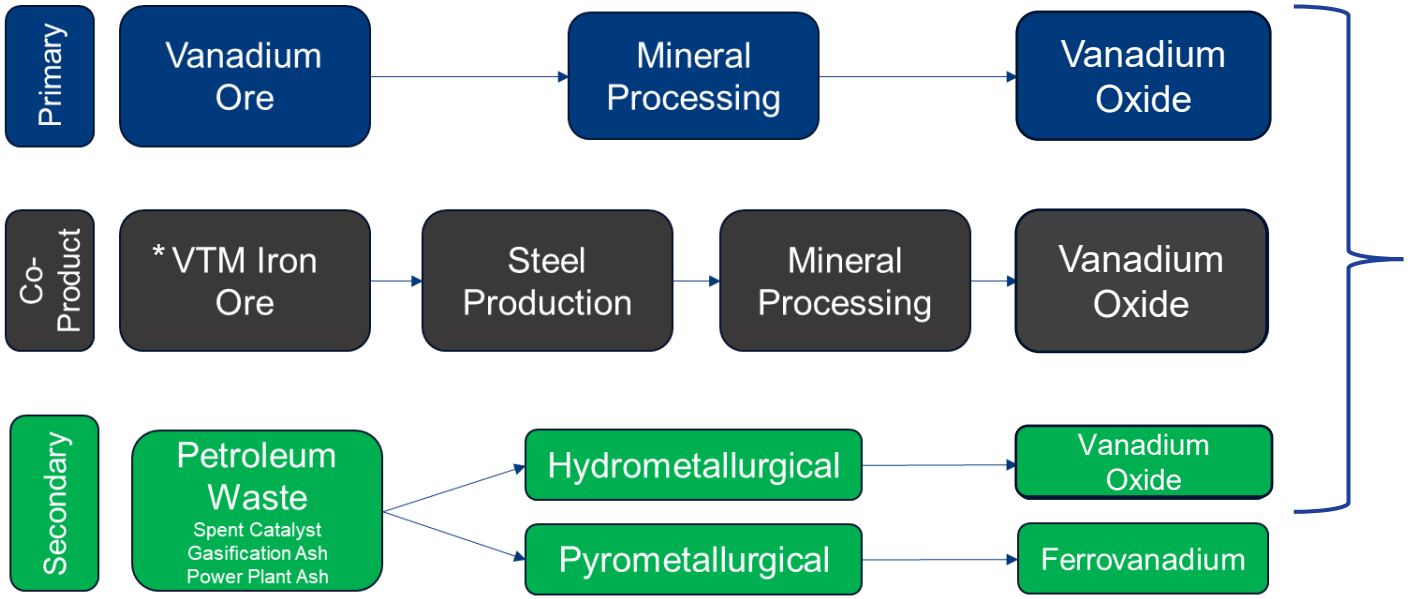

Depending upon purity level:

- Commodity Grade
- Aerospace Grade
- Chemical Grade
- VEL Grade

Primary	Co-Product	Secondary
• Primary production refers to the mining operation in which vanadium is the key economic driver; this includes vanadium produced through stone coal production. • Most of the project pipeline is dominated by primary vanadium projects located in Australia.	• Co-production refers to the mining operation which has high iron content with a low vanadium grade. • Upon smelting of iron ore, a vanadium bearing slag is produced in conjunction with the iron. This production method is dominated by China and Russia – which accounted for an estimated 67% and 12%, respectively, of global vanadium production in 2024.	• Refers to the recovery of vanadium from other sources such as spent catalysts, fly ash, petroleum slag, and alumina slag.

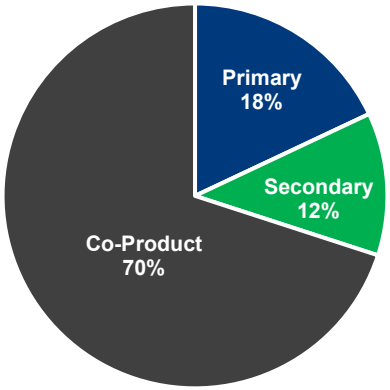

**Note: "VTM" stands for Vanadium-titanium magnetite*

AMG VANADIUM'S CONTRACT STRUCTURE UNDERPINS ITS GLOBAL LOW-COST POSITION



- Because of the income the refineries receive from the sale of finished products, utilizing AMG is the cheapest and most environmentally-sound way to dispose of their hazardous spent catalyst waste
- The tipping fee AMG Vanadium receives makes its operation significantly lower cost than primary mining
- AMG Vanadium at Cambridge and Zanesville are profitable at all ferrovanadium prices

AMG Vanadium business model ensures long-term profitability

AMG TECHNOLOGIES – THE TECHNOLOGICAL BACKBONE

Overview and Recent Developments

- Spans mineral processing operations in **antimony** (non-recurring EBITDA contribution of >$70m in 2025)
- Global leader in advanced metallurgy engineering and equipment; provides **critical technologies, equipment and services** to the aerospace engine sector, the nuclear and critical materials/rare earths industries
- Houses engineering for fast-growing **LIVA** redox flow batteries and its nuclear fuel recycling service development company NewMOX

Financial Profile

Segment adj. EBITDA
($M)

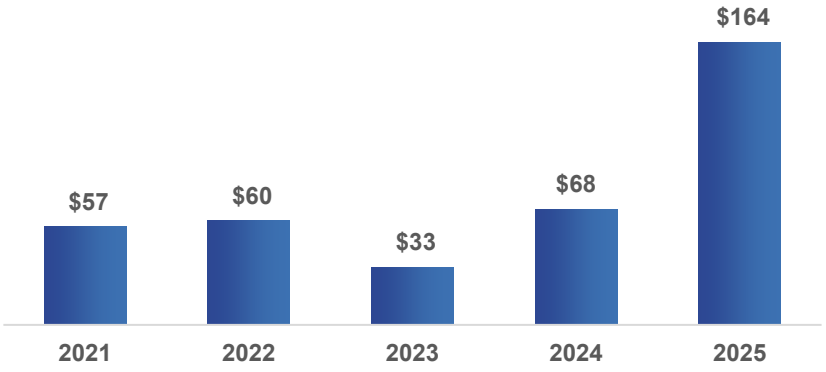

Demand Characteristics and End Markets

Demand driven primarily by:

- Increased demand for **aerospace engines** in civil and military sectors
- Increased onshoring of **advanced alloy manufacturing**
- Demand for internal and external **Project Engineering and Procurement**

End Market Breakdown

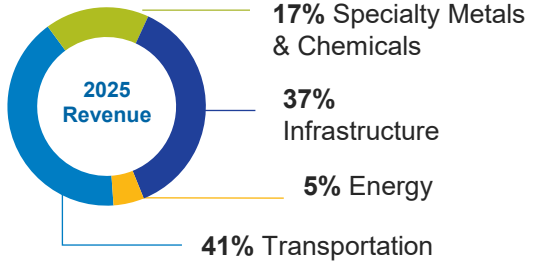

Assets



AMG Engineering
Hanau, Germany



AMG Antimony
Chauny, France



AMG LIVA
Frankfurt, Germany

AMG ENGINEERING – A CRITICAL MATERIALS TECHNOLOGY LEADER

INVESTMENT CASTING



VAR-SM
VIM-IC
LEICOMELT

POWDER ATOMIZATION



VIGA
EIGA

THERMAL BARRIER COATING



EB/PVD
Smart Coater

VACUUM INDUCTION MELTING



VIM
VID
VIDP

REMELTING & REFINING



EB-CHR
PAM

ESR
VAR

VACUUM HEAT TREATMENT



MonoTherm
DualTherm

SyncroTherm
ModulTherm

VKP (Sintering-HIP)
Special Furnaces

THE LIVA BATTERY IS A KEY PIECE OF TECHNOLOGIES' GROWTH

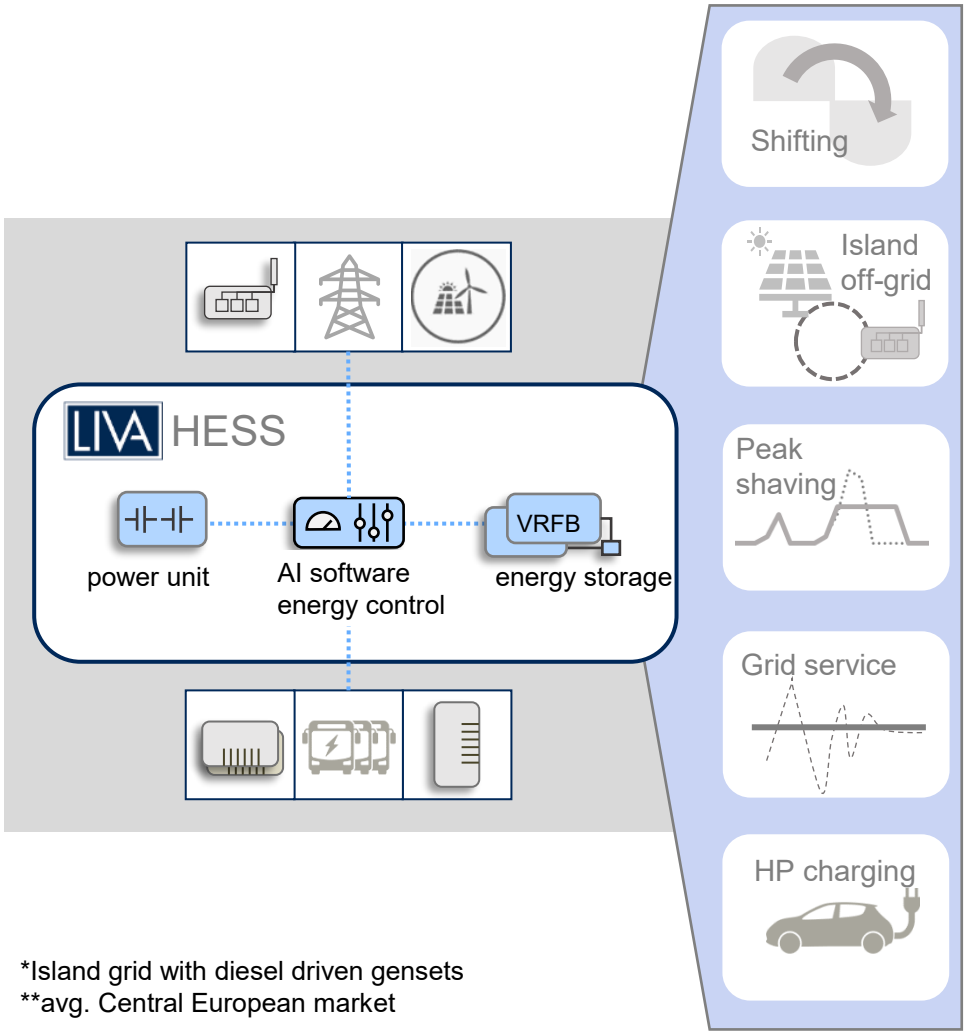

*Island grid with diesel driven gensets
**avg. Central European market

Energy applications

- *Prosumer*: Optimized self consumption and self-sufficiency with solar & wind
- Efficient off-grid & island solutions
- Reducing CO_2 emission up to 80% vs. Diesel gensets. Reduce electricity costs up to 55%*

Power applications

- Reduce power peaks (peak shaving) and power grid cost up to 80%**
- Grid stabilization & power quality improvement: frequency containment reserve, grid peak load management
- Emergency/uninterrupted power supply with black starting capabilities

New applications

- Electric vehicle infrastructure: Integrate renewable energies & high-power charging
- Opportunity charging & discharging: Arbitrage spot market of electricity

AMG LITHIUM – CREATING A TRANSATLANTIC LITHIUM COMPANY

Overview

- **Spans the lithium value chain**, from lithium **mining** in Brazil to **refining** to battery grade lithium hydroxide in Germany
- **Strategic holdings** in junior lithium miners in Portugal (Savannah Plc., 16%) and Germany (Zinnwald Plc., 29%) to secure input for existing and planned downstream plants
- **Strategic partnership** with Grupo Lagoa in Portugal to build a sizable lithium concentrate pilot plant (8.000-9.000 tons) at Lagoa's existing feldspar mine by 2027. Right to develop a commercial size spodumene plant at a later stage
- Advanced plans for lithium carbonate plants in Brazil and Europe

Financial Profile

Segment Adj. EBITDA
($M)

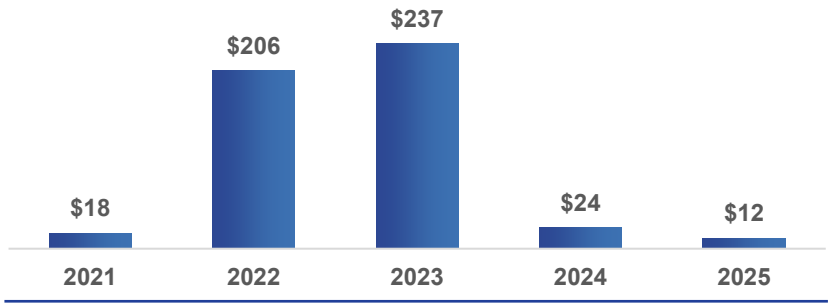

Lithium Concentrate Realized Price ($M/t)				
2021	2022	2023	2024	2025
$573	$2,805	$3,160	$854	$632

Demand Characteristics and End Markets

- Demand correlated to growth in demand for:
  - Electric vehicles (lithium)
  - Grid stabilization batteries (lithium)
  - Semi-conductor capacitors (tantalum)
- Provides solutions for a broad variety of end markets, including infrastructure, specialty metals & chemicals, energy and transportation

End Market Breakdown

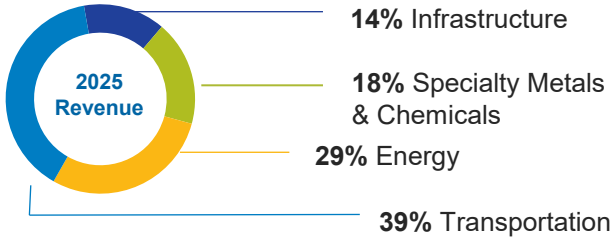

Assets

AMG Brazil



AMG Critical Materials
- Spodumene Concentrate
- Tantalum Concentrate
- Feldspar

AMG Specialty Materials
- Tantalum and Niobium Oxides
- Specialty Aluminum Alloys

AMG Germany



AMG Germany
- Lithium Hydroxide
- Lithium Sulfide
- Development Products

LITHIUM VALUE CHAIN

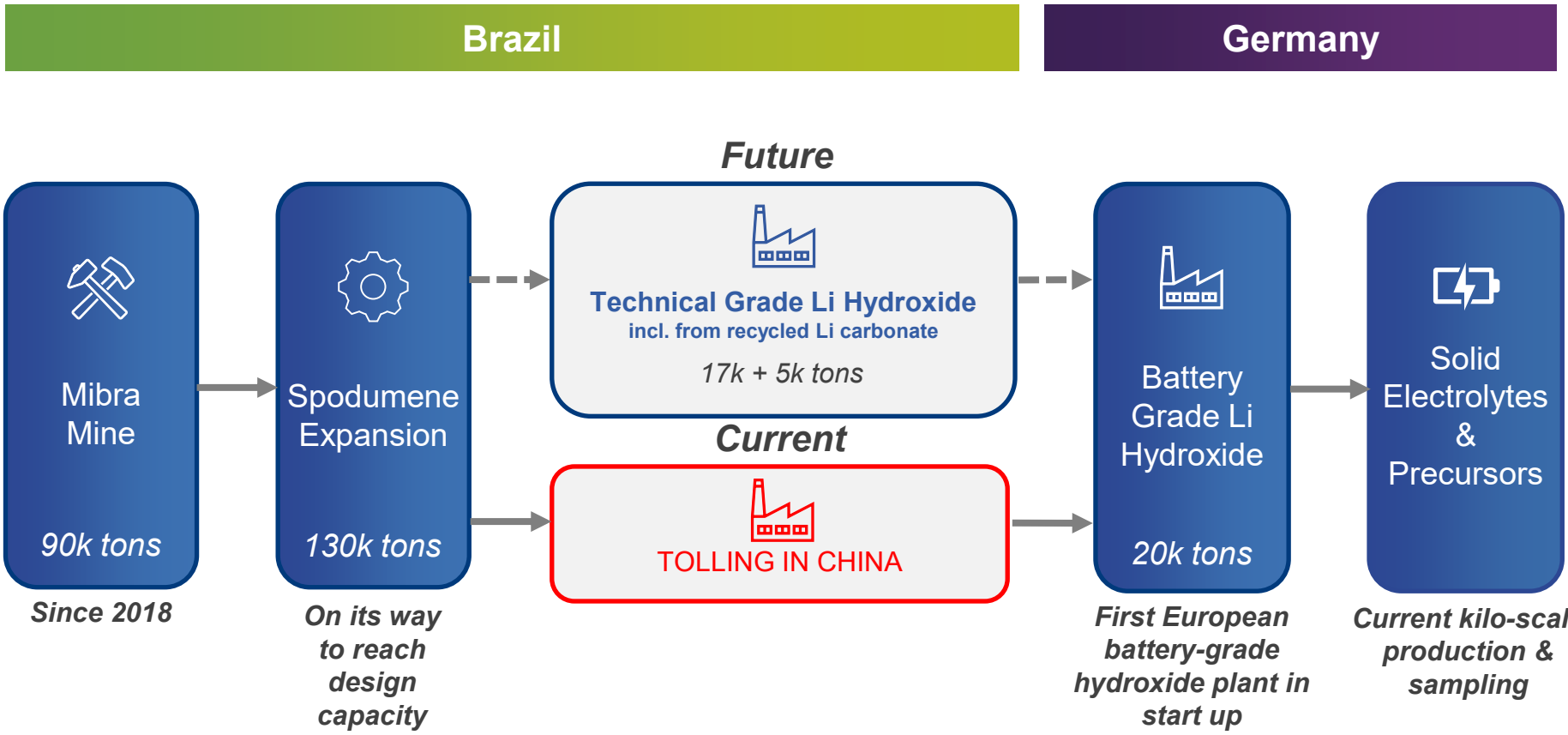

From mining through to next generation lithium products

LITHIUM HYDROXIDE COMMERCIAL PLAN

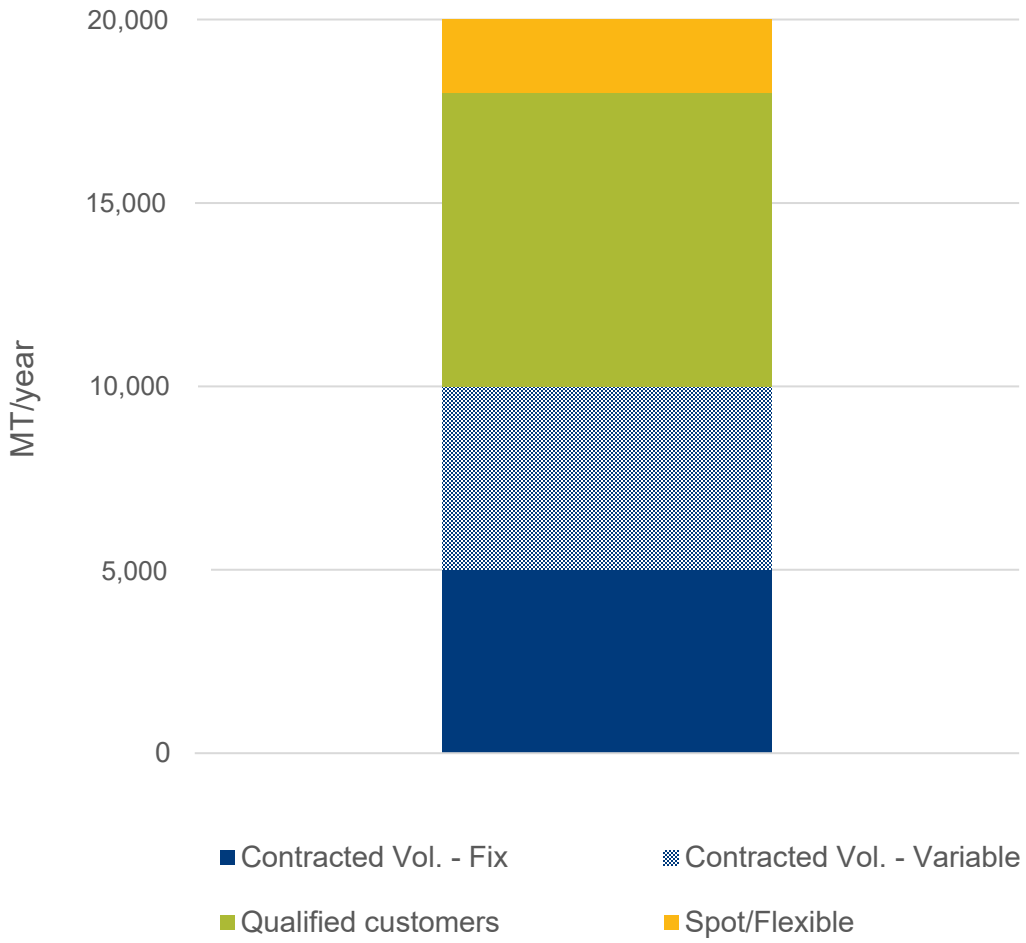

- Volume under long-term contract to deliver a binding 5,000 MT/yr plus an optional 5,000 MT/yr to EcoPro BM Hungary
- Target to get qualified with every CAM and cell producer in Europe including related OEMs
- Up to 2,000 MT/year reserved to spot customers to allow for operating flexibility and testing markets

3. FINANCIALS AND OUTLOOK



AMG Lithium GmbH: Lithium Hydroxide Battery-Grade Refinery – Bitterfeld, Germany

FINANCIAL SUMMARY: 2021 – 2025

REVENUE (in millions of US dollars)

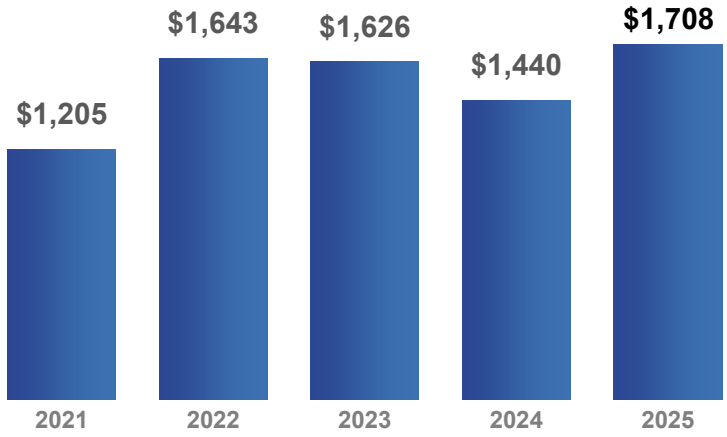

ADJUSTED EBITDA (in millions of US dollars)

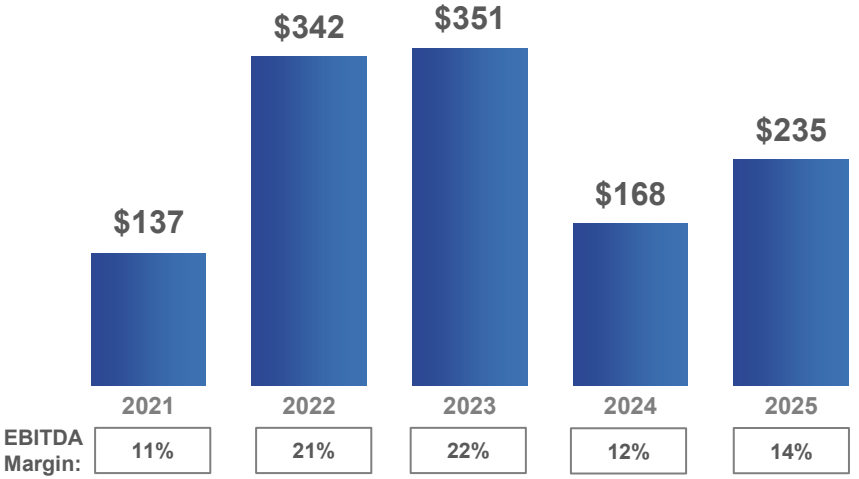

OPERATING CASH FLOW (in millions of US dollars)

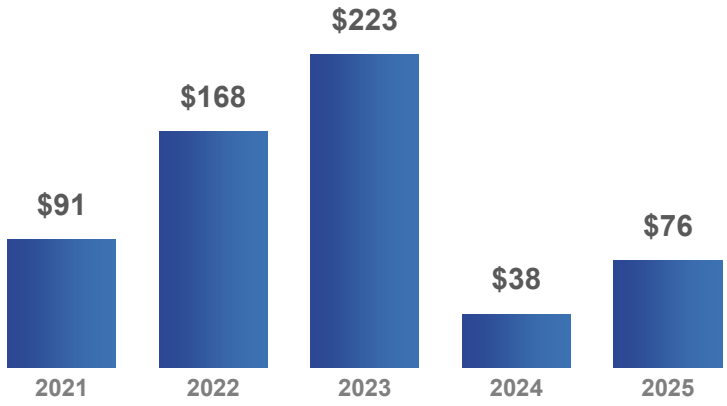

CAPITAL EXPENDITURES (in millions of US dollars)

* Includes capitalized borrowing costs

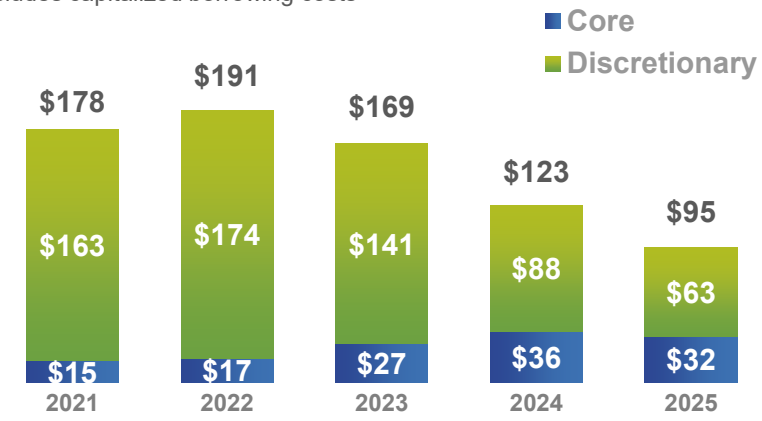

Core: Maintenance & Environmental, Growth: Vanadium, SP1+, and Lithium Module 1

STRATEGY SNAPSHOT

- AMG Lithium is continuing engineering a 5,000-ton lithium carbonate to lithium hydroxide conversion plant at its Bitterfeld site. This plant will be designed to accept recycled lithium carbonate and convert it to technical-grade hydroxide for use in Bitterfeld's main upgrading facility. The plant's capital cost is expected to be $50 million, and as announced in December 2025, 20% of the costs of the plant will be supported by a funding grant from the German Federal Ministry for Economic Affairs and Energy.

- SARBV's development with Advanced Circular Materials Company (ACMC) "Supercenter" Phase 1 project in Saudi Arabia is under construction and, as of the end of the third quarter 2026, has achieved the milestone of 900,000 man hours without a lost-time accident, reflecting continued strong commitment to safety. Despite ongoing regional geopolitical challenges impacting material availability for construction, the project continues to make steady gains with overall project progress standing at over 55% completion.

- AMG Engineering has entered the site selection stage for a US expansion given the ongoing growth of its end market applications in the US aerospace industry.

QUARTERLY FINANCIAL HIGHLIGHTS

REVENUE (IN MILLIONS OF US DOLLARS)

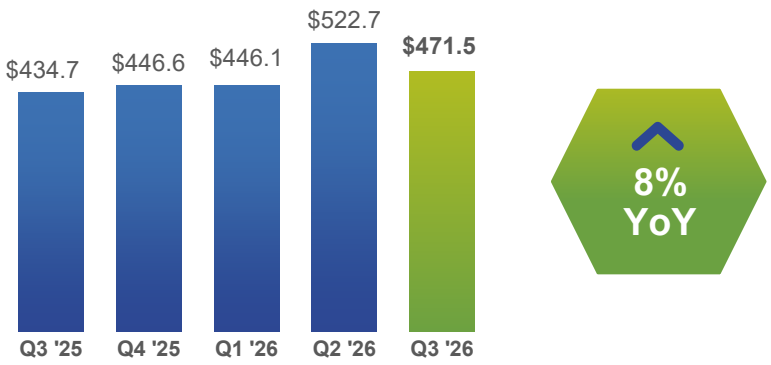

ADJUSTED EBITDA (IN MILLIONS OF US DOLLARS)

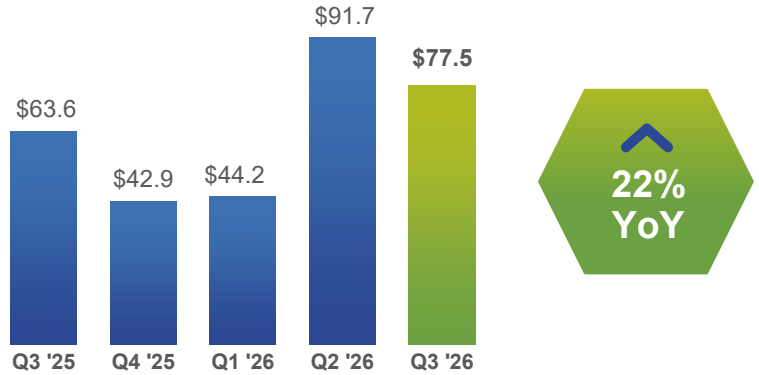

NET INCOME (LOSS) ATTRIBUTABLE TO SHAREHOLDERS (IN MILLIONS OF US DOLLARS)

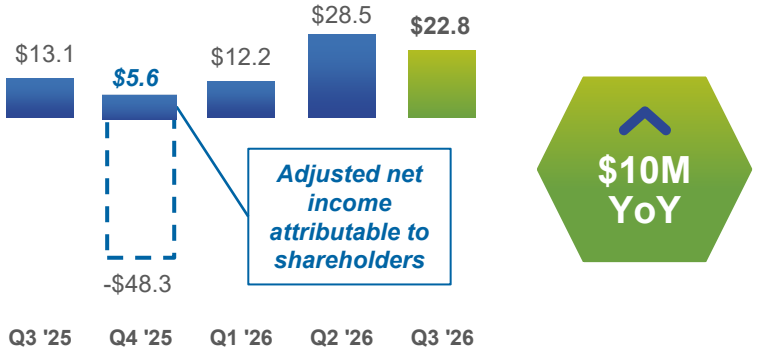

KEY HIGHLIGHTS

- Revenue of $472 million in Q3 ‘26 increased 8% compared to the Q3 ‘25 revenue of $435 million
- Adjusted EBITDA of $78 million increased 22% compared to Q3 last year, primarily due to the particularly strong profitability from AMG Lithium, partially offset by the decline in profitability from AMG Antimony versus Q3 last year
- AMG delivered net income attributable to shareholders of $23 million during Q3 ‘26, an increase of $10 million compared to the $13 million in Q3 ‘25

QUARTERLY REVENUE DRIVERS

LITHIUM

SEGMENT RESULTS

	Q3 2026	Q3 2025
Revenue	$97.6	$32.7
Adjusted Gross Profit	$35.7	$3.9

KEY DRIVERS

	Price	Volume
Lithium	▲	▲
Tantalum	▲	▲

VANADIUM

SEGMENT RESULTS

	Q3 2026	Q3 2025
Revenue	$196.9	$154.0
Adjusted Gross Profit	$22.9	$25.5

KEY DRIVERS

	Price	Volume
Vanadium	▲	▲
Titanium Alloys	◆	▲
Chrome	◆	▲

TECHNOLOGIES

SEGMENT RESULTS

	Q3 2026	Q3 2025
Revenue	$177.0	$248.0
Adjusted Gross Profit	$40.8	$58.6

KEY DRIVERS

	Price	Volume
Antimony	▼	▲
Engineering Book to Bill	▼ *	

* AMG Engineering variance arrow represents total change in book to bill, not volume or price

FINANCIAL PERFORMANCE, LEVERAGE & VALUATION DASHBOARD

METRIC	Q3 2026	FY 2025
Return on Assets	0.9%	-0.6%
Return on Capital Employed	14.2%	13.2%
EV / Adjusted EBITDA	6.5x	6.8x
Total Net Debt / Adjusted EBITDA	1.8x	2.2x
Liquidity (USD millions)	$550	$484

- In July 2026, AMG refinanced its 5-year $200 million revolving credit facility and issued a new 7-year $500 million Term Loan B to refinance the existing Term Loan B which was maturing in 2028, generating $53 million in net proceeds
- The New Credit Facilities extend AMG's term loan maturity from 2028 to 2033 and its revolving credit facility's maturity from 2028 to 2031

Notes: Quarterly net income and Adjusted EBITDA figures reflect LTM figures for comparison purposes. 'Return on Assets' defined as 'Net Income' / 'Total Assets'; 'Return on Equity' is defined as 'Net Income' / 'Shareholder's Equity'; 'Return on Capital Employed is defined as 'Adjusted EBIT' / 'Average Operating Capital Employed'; 'EV' is defined as 'Market Capitalization' + 'Total Debt' – 'Cash & Cash Equivalents' using share prices of €28.92 and €28.40 for Q3 2026 and FY 2025, respectively, and fx rates of 1.13422 and 1.17394, respectively, per oanda.com; EV / Adjusted EBITDA excludes pensions; the remaining debt in 'Net Senior Debt' is a 30-year bond.

AMG LITHIUM FINANCIAL HIGHLIGHTS

REVENUE & ADJUSTED EBITDA (IN MILLIONS OF US DOLLARS)

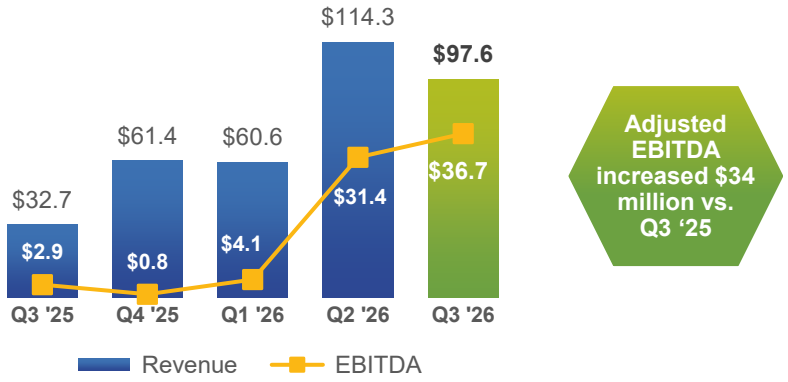

Adjusted EBITDA increased $34 million vs. Q3 '25

ADJUSTED GROSS PROFIT (IN MILLIONS OF US DOLLARS)

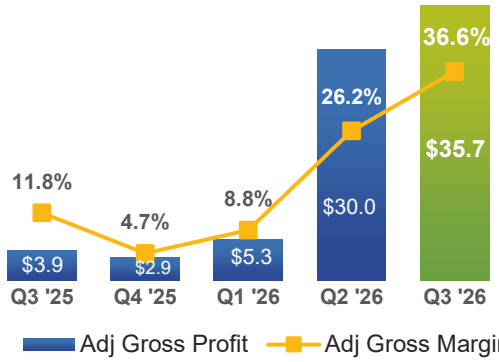

Adjusted gross profit increased $32 million vs. Q3 '25

CAPITAL EXPENDITURES (IN MILLIONS OF US DOLLARS)

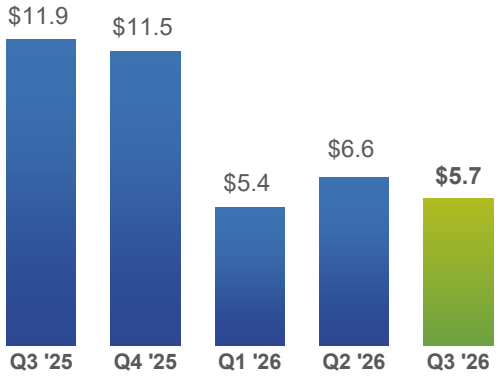

52% YoY

KEY HIGHLIGHTS

- Revenue increased by $65 million compared to Q3 '25, primarily driven by higher lithium and tantalum sales prices as well as increased sales volumes of lithium concentrate, tantalum, and unqualified battery-grade lithium hydroxide from the Bitterfeld plant
- Q3 '26 adjusted EBITDA was $37 million, compared to $3 million in Q3 '25; the current period benefited in three ways: first, from strong production of lithium concentrate; second, from the lower production cost; and third, from higher lithium and tantalum prices
- During Q3 '26, 23,672 dmt of lithium concentrate were sold vs. 15,409 dmt in Q3 '25; the average realized sales price was $1,300/dmt CIF China for Q3 '26, more than double the $530/dmt CIF China in Q3 '25; the average production cost per ton was negative $62/dmt in Q3 '26 compared to $420/dmt CIF China in Q3 '25

AMG VANADIUM FINANCIAL HIGHLIGHTS

REVENUE & ADJUSTED EBITDA (IN MILLIONS OF US DOLLARS)

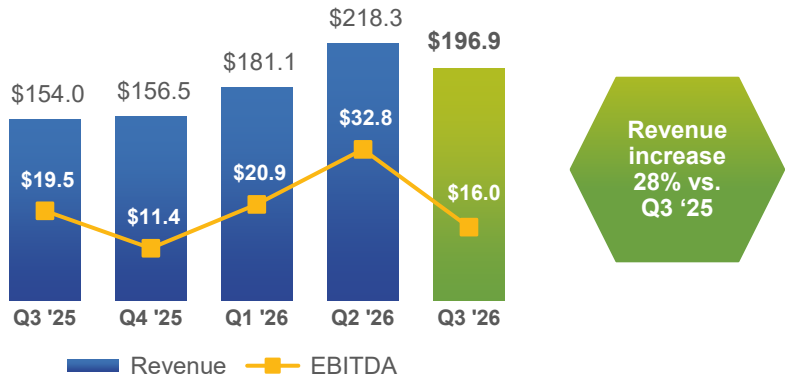

ADJUSTED GROSS PROFIT (IN MILLIONS OF US DOLLARS)

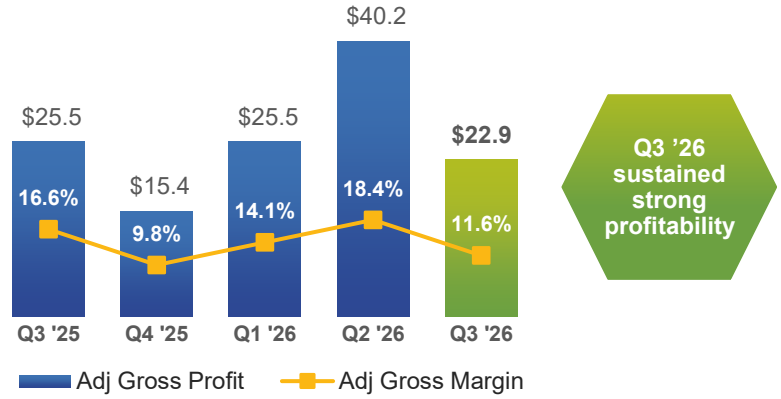

CAPITAL EXPENDITURES (IN MILLIONS OF US DOLLARS)

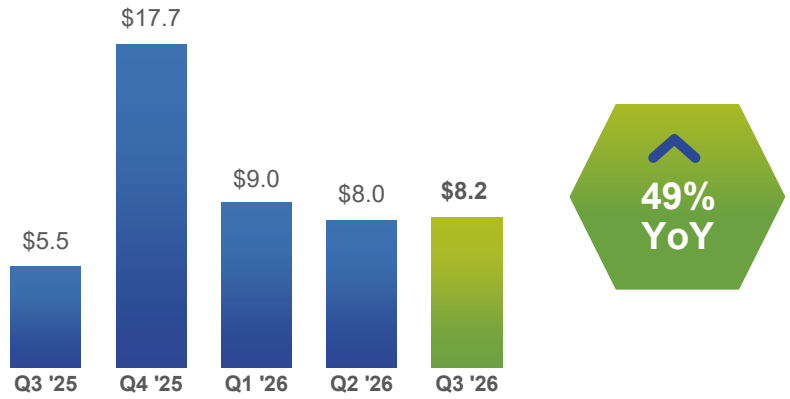

KEY HIGHLIGHTS

- Revenue increased by 28% in Q3 '26, to $197 million, due primarily to increased volumes of ferrovanadium, chrome metal and titanium alloys, as well as higher sales prices in ferrovanadium
- Q3 '26 adjusted EBITDA of $16 million decreased by $3.5 million vs. Q3 '25, which benefited from a $5 million compensation payment for an equipment failure at the Zanesville plant; in the current quarter we experienced higher production costs in Vanadium and higher fixed costs in Chrome as we ramped our US plant
- The sequential adjusted EBITDA decrease in Q3 '26 vs. Q2 '26 was caused by the one-time increased availability of spent catalyst from a bankrupt competitor and the integration of AURA in Q2 '26

AMG TECHNOLOGIES FINANCIAL HIGHLIGHTS

REVENUE & ADJUSTED EBITDA (IN MILLIONS OF US DOLLARS)

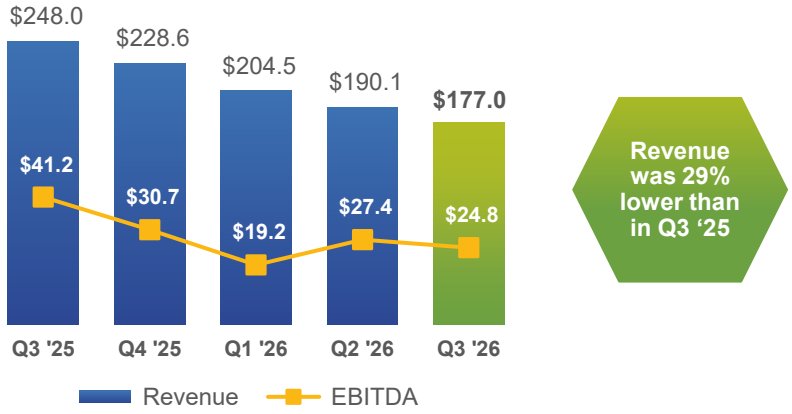

Revenue was 29% lower than in Q3 '25

ADJUSTED GROSS PROFIT (IN MILLIONS OF US DOLLARS)

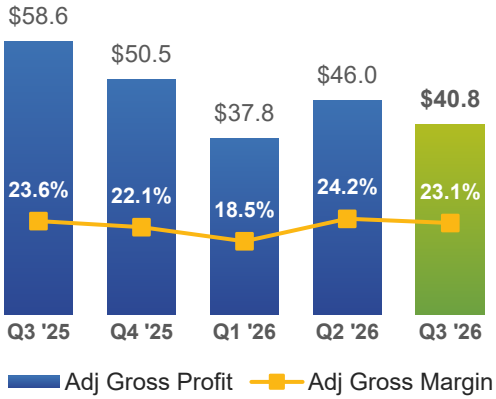

Q3 '26 sustained strong profitability

ORDER INTAKE (IN MILLIONS OF US DOLLARS)

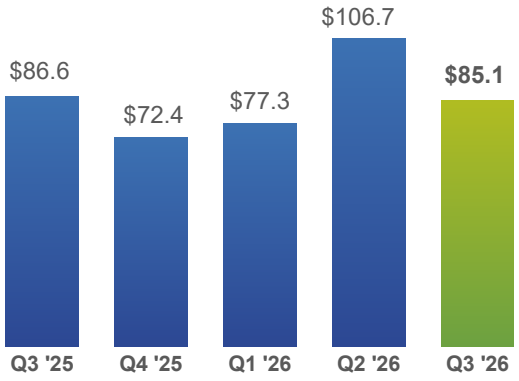

Book to bill ratio of 0.80x for Q3 '26

KEY HIGHLIGHTS

- Q3 '26 revenue of $177 million was 29% lower than the $248 million in Q3 '25 due primarily to lower AMG Antimony prices in the current period
- Adjusted EBITDA was $25 million in Q3 '26, compared to $41 million in Q3 '25; the decrease was due to a drop in Antimony profitability, partially offset by very strong results from AMG Engineering
- AMG Engineering signed $85 million in new orders during Q3 '26, driven by strong orders of turbine blade coating and induction furnaces, representing a 0.80x book to bill ratio; AMG Engineering achieved an order backlog of $366 million as of September 30, 2026

KEY CORPORATE INCOME STATEMENT ITEMS

SG&A EXPENSES (IN MILLIONS OF US DOLLARS)

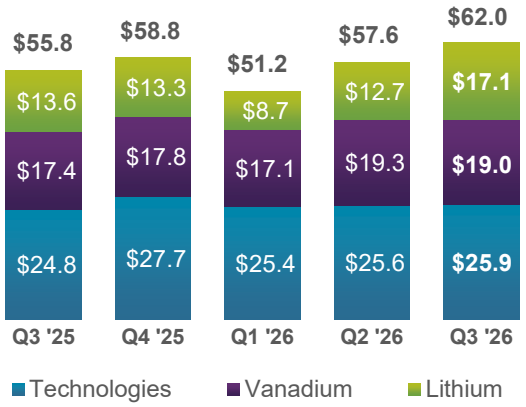

SG&A expenses increased 11% vs. Q3 '25

NET FINANCE COST (IN MILLIONS OF US DOLLARS)

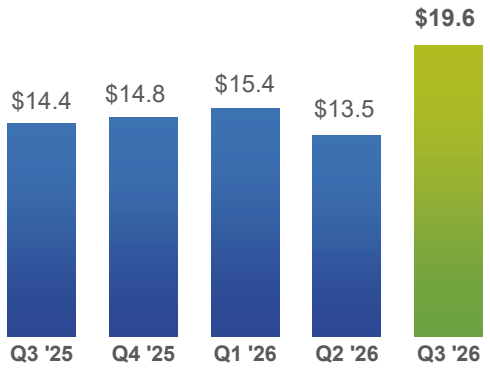

36% YoY

TAXES (IN MILLIONS OF US DOLLARS)

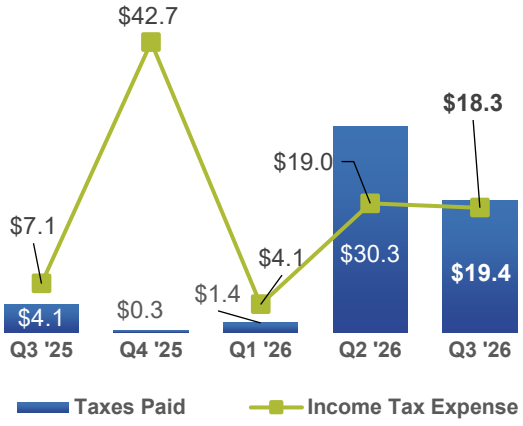

Income tax increase primarily due to improved operating results

KEY HIGHLIGHTS

- SG&A expenses in Q3 '26 of $62 million were 11% higher than the $56 million in Q3 '25; the variance was largely due to higher professional fees in Lithium related to the Zinnwald Lithium Plc acquisition, and higher professional fees in Technologies related to the divestiture of Graphit Kropfmühl
- Net finance cost in Q3 '26 was $20 million vs. $14 million in Q3 '25, with the increase largely due to a one-time, non-cash reclassification of cumulative FX translation losses to the income statement following the Graphit Kropfmühl divestiture
- AMG recorded an income tax expense of $18 million in Q3 '26, up from $7 million in Q3 '25, with the increase primarily attributable to an improvement in operating results

CASH FLOW AND WORKING CAPITAL

CASH (USED IN) FROM OPERATING ACTIVITIES

(IN MILLIONS OF US DOLLARS)

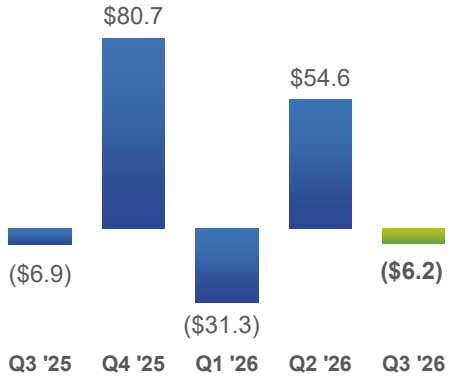

$0.7M YoY

NET DEBT (IN MILLIONS OF US DOLLARS)

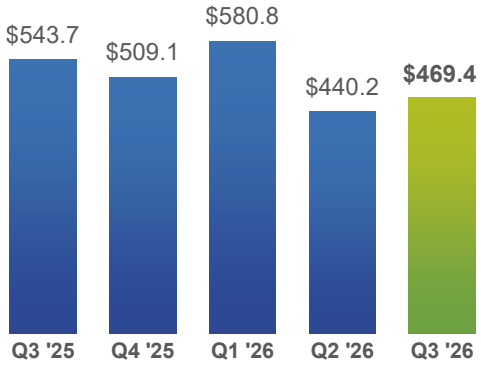

$74M YoY

ANNUALIZED ROCE

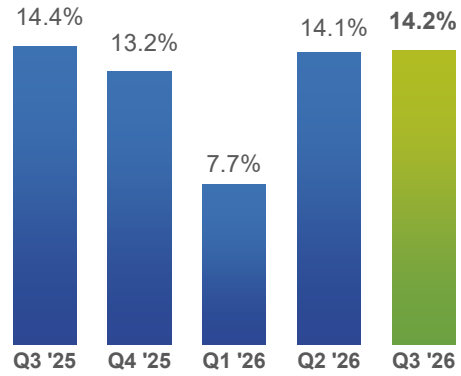

Q3 '26 sustained strong profitability

WORKING CAPITAL DAYS

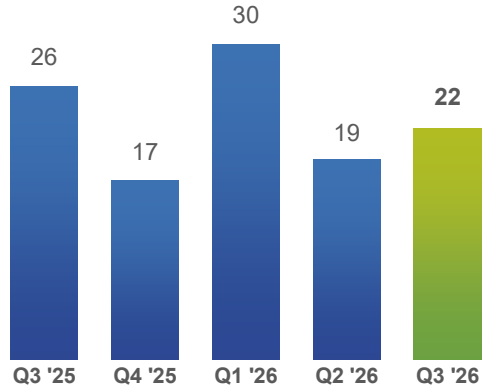

4 days YoY

OUTLOOK

CAPITAL EXPENDITURES

- AMG projects capital expenditures to be approximately $70 to $90 million for full year 2026, primarily driven by the targeted growth investments in the Vanadium and Lithium segments.

ADJUSTED EBITDA

- Our lithium and tantalum mine in Brazil is doing extremely well, supported by excellent mining results, and the backlog in our Engineering business continues at very high levels.
- We guide for adjusted EBITDA of “approximately $280 million” in 2026.

The fundamental positions of our businesses are sound, and **AMG remains focused on disciplined, sustainable growth**

CAUTIONARY NOTE

This document contains proprietary information and is being provided solely for information purposes by AMG Critical Materials N.V. (The “Company”) and may not be reproduced in any form or further distributed to any other person or published, in whole or in part, for any purpose, except with the prior written consent of the company. Failure to comply with this restriction may constitute a violation of applicable securities laws.

This presentation does not constitute or form part of, and should not be construed as, an offer to sell or issue or the solicitation of an offer to buy or acquire securities of the Company or any of its subsidiaries nor should it or any part of it, nor the fact of its distribution, form the basis of, or be relied on in connection with, any contract or commitment whatsoever.

This presentation has been prepared by, and is the sole responsibility of, the Company. This document, any presentation made in conjunction herewith and any accompanying materials are for information only and are not a prospectus, offering circular or admission document. This presentation does not form a part of, and should not be construed as, an offer, invitation or solicitation to subscribe for or purchase, or dispose of any of the securities of the companies mentioned in this presentation. These materials do not constitute an offer of securities for sale in the United States or an invitation or an offer to the public or form of application to subscribe for securities. Neither this presentation nor anything contained herein shall form the basis of, or be relied on in connection with, any offer or commitment whatsoever. The information contained in this presentation has not been independently verified. No representation or warranty, express or implied, is made as to, and no reliance should be placed on, the fairness, accuracy or completeness of the information or the opinions contained herein. The Company and its advisors are under no obligation to update or keep current the information contained in this presentation. To the extent allowed by law, none of the Company or its affiliates, advisors or representatives accept any liability whatsoever (in negligence or otherwise) for any loss howsoever arising from any use of this presentation or its contents or otherwise arising in connection with the presentation.

Certain statements in this presentation constitute forward-looking statements, including statements regarding the Company's financial position, business strategy, plans and objectives of management for future operations. These statements, which contain the words "believe,” “expect,” “anticipate,” “intends,” “estimate,” “forecast,” “project,” “will,” “may,” “should” and similar expressions, reflect the beliefs and expectations of the management board of directors of the Company and are subject to risks and uncertainties that may cause actual results to differ materially. These risks and uncertainties include, among other factors, the achievement of the anticipated levels of profitability, growth, cost and synergy of the Company’s recent acquisitions, the timely development and acceptance of new products, the impact of competitive pricing, the ability to obtain necessary regulatory approvals, and the impact of general business and global economic conditions. These and other factors could adversely affect the outcome and financial effects of the plans and events described herein.

Neither the Company, nor any of its respective agents, employees or advisors intend or have any duty or obligation to supplement, amend, update or revise any of the forward-looking statements contained in this presentation.

The information and opinions contained in this document are provided as at the date of this presentation and are subject to change without notice.

This document has not been approved by any competent regulatory or supervisory authority.















This announcement appears as a matter of record.

AMG CRITICAL MATERIALS

AMG's LAW:

"Everything that can be recycled will be recycled."

AMG Critical Materials N.V.

amg-nv.com











