

# ENABLING THE CIRCULAR ECONOMY

INVESTOR PRESENTATION | FIRST QUARTER 2021



AMG ADVANCED  
METALLURGICAL GROUP N.V.

# CAUTIONARY NOTE

This document contains proprietary information and is being provided solely for information purposes by AMG Advanced Metallurgical Group N.V. (The “Company”) and may not be reproduced in any form or further distributed to any other person or published, in whole or in part, for any purpose, except with the prior written consent of the company. Failure to comply with this restriction may constitute a violation of applicable securities laws.

This presentation does not constitute or form part of, and should not be construed as, an offer to sell or issue or the solicitation of an offer to buy or acquire securities of the Company or any of its subsidiaries nor should it or any part of it, nor the fact of its distribution, form the basis of, or be relied on in connection with, any contract or commitment whatsoever.

This presentation has been prepared by, and is the sole responsibility of, the Company. This document, any presentation made in conjunction herewith and any accompanying materials are for information only and are not a prospectus, offering circular or admission document. This presentation does not form a part of, and should not be construed as, an offer, invitation or solicitation to subscribe for or purchase, or dispose of any of the securities of the companies mentioned in this presentation. These materials do not constitute an offer of securities for sale in the United States or an invitation or an offer to the public or form of application to subscribe for securities. Neither this presentation nor anything contained herein shall form the basis of, or be relied on in connection with, any offer or commitment whatsoever. The information contained in this presentation has not been independently verified. No representation or warranty, express or implied, is made as to, and no reliance should be placed on, the fairness, accuracy or completeness of the information or the opinions contained herein. The Company and its advisors are under no obligation to update or keep current the information contained in this presentation. To the extent allowed by law, none of the Company or its affiliates, advisors or representatives accept any liability whatsoever (in negligence or otherwise) for any loss howsoever arising from any use of this presentation or its contents or otherwise arising in connection with the presentation.

Certain statements in this presentation constitute forward-looking statements, including statements regarding the Company's financial position, business strategy, plans and objectives of management for future operations. These statements, which contain the words “believe,” “expect,” “anticipate,” “intends,” “estimate,” “forecast,” “project,” “will,” “may,” “should” and similar expressions, reflect the beliefs and expectations of the management board of directors of the Company and are subject to risks and uncertainties that may cause actual results to differ materially. These risks and uncertainties include, among other factors, the achievement of the anticipated levels of profitability, growth, cost and synergy of the Company's recent acquisitions, the timely development and acceptance of new products, the impact of competitive pricing, the ability to obtain necessary regulatory approvals, and the impact of general business and global economic conditions. These and other factors could adversely affect the outcome and financial effects of the plans and events described herein.

Neither the Company, nor any of its respective agents, employees or advisors intend or have any duty or obligation to supplement, amend, update or revise any of the forward-looking statements contained in this presentation.

The information and opinions contained in this document are provided as at the date of this presentation and are subject to change without notice.

This document has not been approved by any competent regulatory or supervisory authority.

# FINANCIAL HIGHLIGHTS

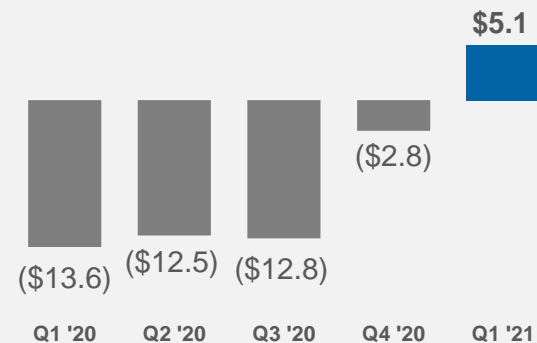
## REVENUE (IN MILLIONS OF US DOLLARS)



Revenue decrease due to lower sales in AMG Critical Materials Technologies

## NET (LOSS) INCOME ATTRIBUTABLE TO SHAREHOLDERS (IN MILLIONS OF US DOLLARS)

(IN MILLIONS OF US DOLLARS)



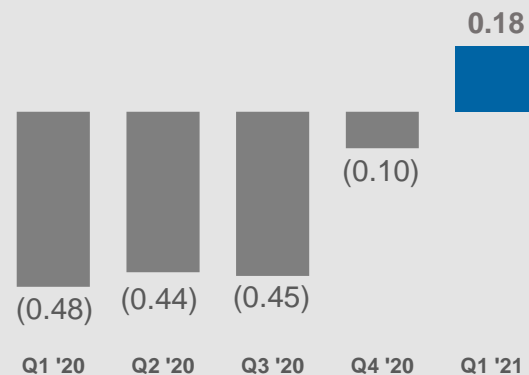
Net income during Q1 '21 due to increased profitability

## EBITDA (IN MILLIONS OF US DOLLARS)



▲  
27%  
YoY

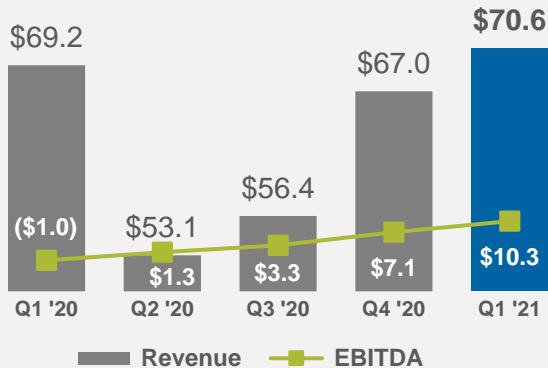
## (LOSS) EARNINGS PER SHARE (IN US DOLLARS)



▲  
0.66  
YoY

# AMG CLEAN ENERGY MATERIALS FINANCIAL HIGHLIGHTS

## REVENUE & EBITDA (IN MILLIONS OF US DOLLARS)



Revenue in line with Q1 '20 and EBITDA increased by \$11.3 million

## GROSS PROFIT EXCLUDING EXCEPTIONAL ITEMS (IN MILLIONS OF US DOLLARS)



243% YoY

## CAPITAL EXPENDITURES (IN MILLIONS OF US DOLLARS)



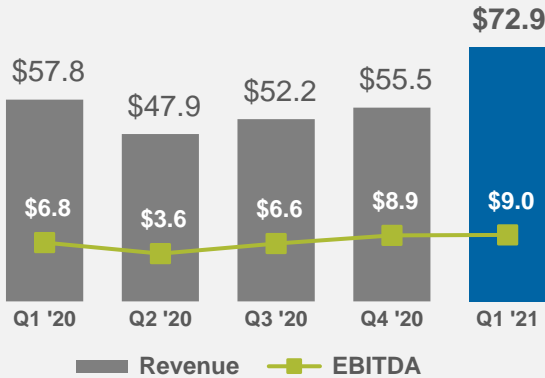
Spending is largely attributable to AMG Vanadium's expansion project

## KEY HIGHLIGHTS

- Gross profit before non-recurring items in Q1 2021 more than tripled vs. Q1 2020 due to the improving price environment compared to declining prices in the prior year
- SG&A expenses in Q1 2021 were \$9.6 million, 3% lower than in Q1 2020 due to non-recurring legal expenses in the first quarter of 2020
- EBITDA increased by \$11.3 million, to \$10.3 million from negative \$1 million in Q1 due to improved gross profit and SG&A

# AMG CRITICAL MINERALS FINANCIAL HIGHLIGHTS

## REVENUE & EBITDA (IN MILLIONS OF US DOLLARS)



Revenue and EBITDA increased 26% and 32%, respectively, vs. Q1 '20

## GROSS PROFIT EXCLUDING EXCEPTIONAL ITEMS (IN MILLIONS OF US DOLLARS)



27% YoY

## CAPITAL EXPENDITURES (IN MILLIONS OF US DOLLARS)



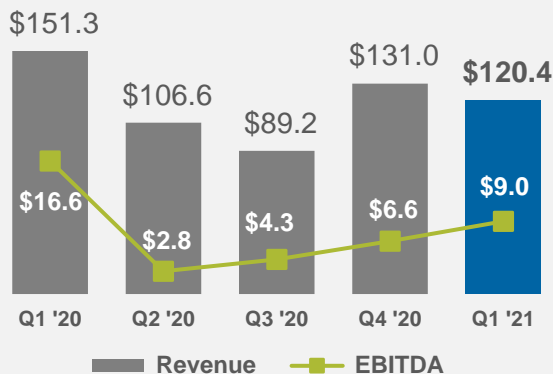
Q1 '21 spending in line with prior year

## KEY HIGHLIGHTS

- Revenue increased by \$15.2 million, or 26%, to \$72.9 million, driven by higher sales volumes and higher sales prices in all three business units
- Gross profit before non-recurring items increased by 27% in Q1 2021 due to increased revenue noted above
- SG&A expenses in Q1 2021 slightly increased by \$0.5 million, to \$6.6 million, primarily due to higher personnel costs and insurance expenses in the current period
- EBITDA increased by 32% in the first quarter due to increased revenue explained above

# AMG CRITICAL MATERIALS TECHNOLOGIES FINANCIAL HIGHLIGHTS

## REVENUE & EBITDA (IN MILLIONS OF US DOLLARS)



Revenue decreased due to reduced aerospace activity & volume reductions

## GROSS PROFIT EXCLUDING EXCEPTIONAL ITEMS (IN MILLIONS OF US DOLLARS)



Lower profitability was largely due to a slowdown in the aerospace sector

## ORDER INTAKE (IN MILLIONS OF US DOLLARS)



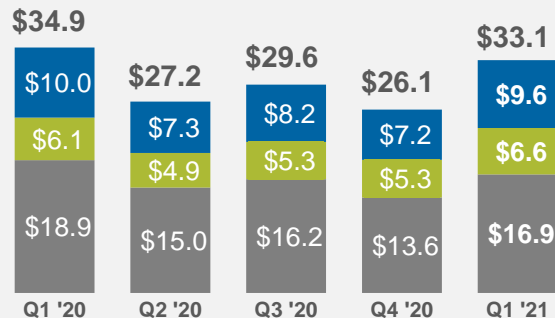
Book to bill ratio of 1.03x in Q1 '21

## KEY HIGHLIGHTS

- Q1 2021 revenue decreased by 20% due to reduced aerospace activity and volume reductions, partially offset by higher revenue from remelting and nuclear waste recycling furnaces
- SG&A expenses decreased by 11% vs. Q1 2021 due to lower personnel costs and lower professional fees as well as ongoing cost cutting
- Order backlog was \$190.7 million as of March 31, 2021, a 4% decrease from \$198.1 million as of December 31, 2020
- The Company signed \$57.5 million in new orders during Q1 2021, representing a 1.03x book to bill ratio, with strong orders of remelting, induction, and heat treatment furnaces

# KEY CORPORATE INCOME STATEMENT ITEMS

## SG&A EXPENSES (IN MILLIONS OF US DOLLARS)



- Clean Energy Materials
- Critical Minerals
- Critical Materials Technologies

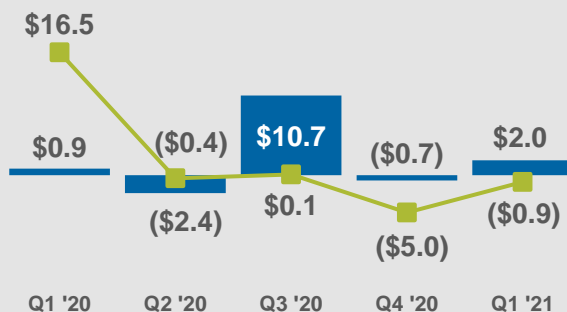
▼  
**5%  
YoY**

## NET FINANCE COSTS (IN MILLIONS OF US DOLLARS)



Increase mainly driven by higher foreign exchange losses, partially offset by lower borrowing rates

## TAXES (IN MILLIONS OF US DOLLARS)



- Taxes Paid (Refunded)
- Income Tax Expense (Benefit)

**AMG recorded a \$0.9 million income tax benefit in Q1 '21**

## KEY HIGHLIGHTS

- AMG capitalized \$3.8 million of interest costs in Q1 2021 compared to \$2.8 million in Q1 2020, driven by interest associated with the Company's tax-exempt municipal bond supporting the vanadium expansion in Ohio
- AMG recorded an income tax benefit of \$0.9 million in Q1 2021, compared to an expense of \$16.5 million in Q1 2020; this variance was mainly driven by movements in the Brazilian real, offset partially by higher pre-tax income compared to the prior period
- The effects of the Brazilian real caused a \$14.2 million lower non-cash tax expense in Q1 2021 versus Q1 2020

# CASH FLOW AND WORKING CAPITAL

## OPERATING CASH FLOW (IN MILLIONS OF US DOLLARS)



Cash from operating activities increased in Q1 '21 mainly because of \$20 million advanced payment due to lithium contract

## NET DEBT (IN MILLIONS OF US DOLLARS)



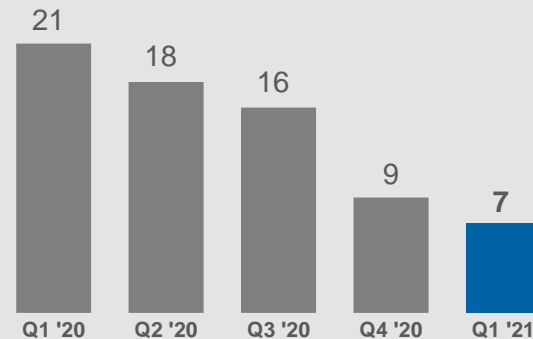
Significant investment in growth initiatives, especially the vanadium expansion, increased net debt

## ANNUALIZED ROCE



ROCE increased due to higher profitability during the quarter

## WORKING CAPITAL DAYS



14 Days YoY



# APPENDIX



# KEY REVENUE DRIVERS

## CLEAN ENERGY MATERIALS

SEGMENT RESULTS			KEY DRIVERS		
	<u>Q1 2021</u>	<u>Q1 2020</u>		Price	Volume
Revenue	\$70.6	\$69.2	Vanadium	▲	▼
Gross Profit *	\$13.4	\$3.9	Spodumene	▲	▲
			Tantalum	▲	▲

## CRITICAL MINERALS

SEGMENT RESULTS			KEY DRIVERS		
	<u>Q1 2021</u>	<u>Q1 2020</u>		Price	Volume
Revenue	\$72.9	\$57.8	Graphite	▲	▲
Gross Profit *	\$13.1	\$10.3	Silicon	▲	▲
			Antimony	▲	▲

## CRITICAL MATERIALS TECHNOLOGIES

SEGMENT RESULTS			KEY DRIVERS		
	<u>Q1 2021</u>	<u>Q1 2020</u>		Price	Volume
Revenue	\$120.4	\$151.3	Chrome	▲	▼
Gross Profit *	\$20.6	\$28.9	Titanium Alloys	▲	▼
			Engineering Book to Bill		▼ <sup>**</sup>

\* Gross Profit excluding exceptional items

\*\* AMG Engineering variance arrow represents total change in book to bill, not volume or price.

## CRITICAL MATERIALS — AVERAGE QUARTERLY MARKET PRICES

MATERIALS	Q1 2020	Q1 2021	APR 28, 2021 SPOT	Q1 '21 VS. Q1 '20 % CHANGE	SPOT VS. Q1 '21 % CHANGE
Ferrovandium (\$/lb) <sup>1</sup>	\$12.33	\$14.60	\$16.15	18%	11%
Molybdenum (\$/lb)	\$9.65	\$11.36	\$11.10	18%	(2%)
Nickel (\$/MT)	\$12,719	\$17,570	\$17,223	38%	(2%)
Aluminum (\$/MT)	\$1,689	\$2,096	\$2,393	24%	14%
Chrome Metal (\$/lb)	\$3.30	\$3.41	\$3.50	3%	3%
Tantalum (\$/lb)	\$61.10	\$62.74	\$71.50	3%	14%
Spodumene (\$/MT)	\$400	\$449	\$630	12%	40%
Antimony (\$/MT)	\$6,150	\$9,503	\$10,175	55%	7%
Graphite (\$/MT) <sup>2</sup>	\$843	\$988	\$975	17%	(1%)
Silicon Metal (€/MT)	€1,820	€2,140	€2,275	18%	6%

<sup>1</sup> Ferrovandium prices shown per CRU.

<sup>2</sup> Graphite prices shown above have been changed to Benchmark Minerals' index (Graphite, flake, 94-95% C, +80 mesh, FOB China) to better reflect AMG Graphite's high purity grade.

## CRITICAL MATERIALS — FULL YEAR AND CURRENT SPOT PRICES

MATERIALS	AVG 2019	AVG 2020	APR 28, 2021 SPOT	AVG '20 VS. AVG '19 % CHANGE	SPOT VS. AVG '20 % CHANGE
Ferrovandium (\$/lb) <sup>1</sup>	\$21.95	\$10.81	\$16.15	(51%)	49%
Molybdenum (\$/lb)	\$11.43	\$8.67	\$11.10	(24%)	28%
Nickel (\$/MT)	\$13,933	\$13,788	\$17,223	(1%)	25%
Aluminum (\$/MT)	\$1,791	\$1,704	\$2,393	(5%)	40%
Chrome Metal (\$/lb)	\$4.13	\$3.22	\$3.50	(22%)	9%
Tantalum (\$/lb)	\$62.77	\$60.15	\$71.50	(4%)	19%
Spodumene (\$/MT)	\$614	\$428	\$630	(30%)	47%
Antimony (\$/MT)	\$6,722	\$5,912	\$10,175	(12%)	72%
Graphite (\$/MT) <sup>2</sup>	\$982	\$853	\$975	(13%)	14%
Silicon Metal (€/MT)	€1,696	€1,714	€2,275	1%	33%

<sup>1</sup> Ferrovandium prices shown per CRU.

<sup>2</sup> Graphite prices shown above have been changed to Benchmark Minerals' index (Graphite, flake, 94-95% C, +80 mesh, FOB China) to better reflect AMG Graphite's high purity grade.

## NET INCOME (LOSS) TO EBITDA RECONCILIATION

<i>(000's USD)</i>	Q1 2021	Q1 2020
Net income (loss)	\$5,678	(\$13,597)
Income tax (benefit) expense	(910)	16,515
Net finance cost *	8,654	6,335
Equity-settled share-based payment transactions **	1,114	1,490
Restructuring expense	67	428
Inventory cost adjustment (reversal)	(333)	(1,901)
Strategic project expense ***	2,552	1,395
Non-recurring legal expense	–	1,049
Share of loss of associates	387	–
Others	167	137
<b>EBIT</b>	<b>17,376</b>	<b>11,851</b>
Depreciation and amortization	10,963	10,478
<b>EBITDA</b>	<b>28,339</b>	<b>22,329</b>

\* Beginning January 1, 2021, AMG has altered its calculation of adjusted EBITDA to no longer include the impact of foreign exchange. This alteration was made in consideration of a change in the Company's hedging policy and to better align the reported adjusted EBITDA with the calculation for our bank covenant calculations. Starting January 2021, the Company is no longer hedging certain intergroup balance sheet exposures which will result in higher volatility in our financial results from foreign exchange which we believe is not representative of our ongoing operating performance. Foreign exchange loss in the first quarter of 2021 was \$3.0 million. Because of this hedging policy change, we did not retroactively apply this change to the prior year figures, otherwise it would have resulted in a reduction of the prior year adjusted EBIT of \$0.9 million.

\*\* Amount includes variable compensation expense which was share-settled in 2021.

\*\*\* The Company is in the ramp-up phase for three significant strategic expansion projects, including AMG Vanadium's expansion project, the joint venture with Shell, and the lithium expansion in Germany, which incurred project expenses during the quarter but are not yet operational. AMG is adjusting EBITDA for these exceptional charges.